

AUTOMOTIVE MULTILAYER CERAMIC CHIP CAPACITORS

- GMT SERIES -

SCOPE

- Consists of conducting material and electrodes - to achieve chip-type SMT and small size, high density and high efficiency ceramic condensers are used
- NPO/X7R dielectrics provides product with high electrical precision, stability and reliability
- Assured quality performance in automotive applications qualified to AEC-Q200

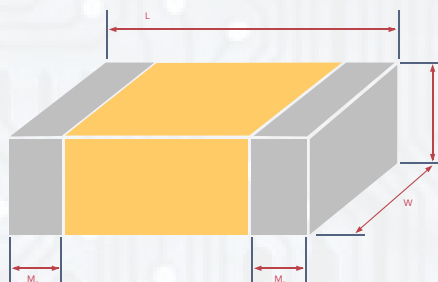
FEATURES

- Wide selection of sizes available
- High capacitance in given case size
- Lead free termination (pure Tin)
- Meets AEC-Q200 requirement

APPLICATIONS

- For navigation and information equipment
- For entertainment equipment
- For comfortable equipment
- For automotive electronic equipment

CONSTRUCTION AND DIMENSIONS



SIZE INCH (MM)	L (MM)	W (MM)	T (MM) / SYMBOL	REMARK	Mx (MM)
0402 (1005)	1.00±0.05	0.50±0.05	0.50±0.05	#	0.25±0.05/-0.10
0603 (1608)	1.60±0.10	0.80±0.10	0.80±0.07		0.45±0.15
	1.60±0.15/-0.10	0.80±0.15/-0.10	0.80±0.15/-0.10		
0805 (2012)	2.00±0.15	1.25±0.10	0.60±0.10		0.50±0.20
			0.80±0.10		
			1.25±0.10	#	
			0.80±0.10		
1206 (3216)	3.20±0.15	1.60±0.15	0.95±0.10		0.60±0.20
			1.25±0.10	#	
			1.15±0.15	#	
			1.60±0.20	#	
			3.20±0.20		
	1.60±0.20	1.60±0.20	#		
	3.20±0.3/-0.10	1.60±0.3/-0.1	1.60±0.3/-0.10	#	

#Reflow soldering only is recommended

PACKAGING STYLE AND QUANTITY

SIZE	THICKNESS (mm)/SYMBOL	PAPER TAPE		PLASTIC TAPE	
		7" REEL	13" REEL	7" REEL	13" REEL
0402 (1005)	0.50±0.05	10k	50K	-	-
0603 (1608)	0.80±0.07	4k	15k	-	-
	0.80±0.15/-0.10	4k	15k	-	-
0805 (2012)	0.60±0.10	4k	15k	-	-
	0.80±0.10	4k	15k	-	-
	1.25±0.10	-	-	3k	10k
	1.25±0.20	-	-	3k	10k
1206 (3216)	0.80±0.10	4k	15k	-	-
	0.95±0.10	-	-	3k	10k
	1.15±0.15	-	-	3k	10k
	1.25±0.10	-	-	3k	10k
	1.60±0.20	-	-	3k	10k
	1.60±0.30/-0.10	-	-	3k	10k

ORDERING INFORMATION

GMT	04	CG	102	J	50	NT	4
PRODUCT TYPE	DIMENSIONS	DIELECTRIC	CAPACITANCE	TOLERANCE	RATED VOLTAGE	PACKAGING CODE	REEL SIZE
AECQ200 Qualified	04 - 0402 10 - 0603 21 - 0805 31 - 1206	CG - NPO / C0G X7R - X7R	0R5: 0.5pF 5R0: 5pF 100: 10pF 101: 10pF 102: 1000pF 103: .01uF 104: 1uF 105: 1.0uF 106: 10uF	A: ±0.05pF B: ±0.1pF C: ±0.25pF D: ±0.5pF F: ±1% G: ±2% J: ±5% K: ±10% M: ±20%	6R3: 6.3 VDC 10: 10 VDC 16: 16 VDC 25: 25 VDC 50: 50 VDC 100: 100 VDC 200: 200 VDC	NT: Tape & Reel XT: Soft Term	3: 3K reel 4: 4K reel 10: 10K reel 15: 15K reel

**See packaging quantity on page 1 for more info



STANDARD ELECTRICAL SPECIFICATIONS

DIELECTRIC	NPO	X7R
SIZE	0402, 0603, 0805, 1206	0402, 0603, 0805, 1206
CAPACITANCE RANGE*	0.5pF to 0.01μF	100PF to 1μF
CAPACITANCE TOLERANCE**	Caps≤5pF: A (±0.5pF), B (±0.1pF), C (±0.25pF) 5pF<Cap<10pF: B (±0.1pF), C (±0.25pF), D (±0.25pF) Cap≥10pF: F (±1%), G (±2%), J (±5%)	J (±5%), K (±10%), M (±20%)
RATED VOLTAGE (WVDC)	10V, 16V, 25V, 50V, 100V, 200V	10V, 16V, 25V, 50V, 100V
TAN δ*	Cap <30pF: Q≥400+200C Cap ≥30pF: Q≥1000	Note 1
INSULATION RESISTANCE AT UR	≥10GΩ or RxC≥500ΩxF whichever is less	
OPERATING TEMPERATURE	-55 TO +125°C	
CAPACITANCE CHARACTERISTIC	±30ppm/°C	±15%
TERMINATION	Ni/Sn (lead-free termination)	

* Measured at the condition of 30~70% related humidity.
 NPO: Apply 1.0±0.2Vrms, 1.0MHz±10% for Caps1000pF and 1.0±0.2Vrms, 1.0kHz±10% for Cap>1000pF, 25°C at ambient temperature Measured at 1.0±0.2Vrms, 1.0kHz±10% for C≤10uF; 0.5±0.2 Vrms, 120Hz±20% for C>10uF, 30~70% related humidity, 25°C ambient for temperature X7R
 ** Preconditioning for Class II MLCC: Perform a heat treatment at 150±10°C for 1 hour, then leave in ambient condition for 24±2 hours before measurement.

NOTE 1: X7R

RATED VOL.	D.F. ≤	EXCEPTION OF D.F. ≤	
		≤3%	≤5%
≥50V	≤2.5%	0603≥0.047uF; 0805≥0.18uF; 1206≥0.47uF	1210≥4.7uF
		0603≥1uF; 0805≥1uF; 1206≥0.47uF; 1210≥10uF	
		0805≥2.2uF; 1210≥10uF	
35V	≤3.5%	0805≥1uF; 1210≥10uF	
		0603≥0.33uF; 1206≥0.47uF	
		0402≥ 0.10uF; 0603≥0.47uF 0805≥2.2uF; 1206≥6.8uF; 1210≥22uF	
25V	≤3.5%	0402≥ 0.033uF; 0603≥0.15uF; 0805≥0.68uF; 1206≥2.2uF; 1210≥4.7uF	
		0402≥ 0.47uF; 0603≥0.68uF 0805≥2.2uF; 1206≥4.7uF; 1210≥22uF	
		0402≥0.033uF; 0603≥0.33uF; 0805≥2.2uF; 1206≥2.2uF; 1210≥22uF	
16V	≤3.5%	0402≥1uF	
		0402≥1uF; 0603≥10uF; 0905≥2.2uF; 1206≥47uF; 1210≥100uF	
		0402≥2.2uF	
10V	≤5%	---	---
		---	---
		---	---
6.3V	≤10%	---	---
		---	---
		---	---
4V	≤15%	---	---
		---	---
		---	---





NPO / COG

DIMENSION (MM)		GMT04 (0402)				GMT10 (0603)						GMT21 (0805)					GMT31 (1206)				
Rated Voltage		10	16	25	50	10	16	25	50	100	200	10	16	25	50	100	10	16	25	50	100
Cap. Range																					
0.5pF	0R5																				
0.6	0R6																				
0.7	0R7																				
0.8	0R8																				
0.9	0R9																				
1	1R0																				
1.2	1R2																				
1.5	1R5																				
1.8	1R8																				
2.2	2R2																				
2.7	2R7																				
3.3	3R3																				
3.9	3R9																				
4.7	4R7																				
5.6	5R6																				
6.8	6R8																				
8.2	8R2																				
10	100																				
12	120																				
15	150																				
18	180																				
22	220																				
27	270																				
33	330																				
39	390																				
47	470																				
56	560																				
68	680																				
82	820																				
100	101																				
120	121																				
150	151																				
180	181																				
220	221																				
270	271																				
330	331																				
390	391																				
470	471																				
560	561																				
680	681																				
820	821																				
1000	102																				
1200	122																				
1500	152																				
180	182																				
2200	222																				
2700	272																				
3300	332																				
3900	392																				
4700	472																				
5600	562																				
6800	682																				
8200	822																				
0.010 uF	103																				

0.55mm
0.7mm
0.87mm
0.9mm
1.05mm
1.35mm





DIMENSION (MM)		GMT04 (0402)				GMT10 (0603)				GMT21 (0805)				GMT31 (1206)				
Rated Voltage		10	16	25	50	10	16	25	50	10	16	25	50	10	16	25	50	100
Cap. Range																		
100 pF	101																	
120	121																	
150	151																	
180	181																	
220	221																	
270	271																	
330	331																	
390	391																	
470	471																	
560	561																	
680	681																	
820	821																	
1000	102																	
1200	122																	
1500	152																	
1800	182																	
2200	222																	
2700	272																	
3300	332																	
3900	392																	
4700	472																	
5600	562																	
6800	682																	
8200	822																	
0.010uF	103																	
0.012	123																	
0.015	153																	
0.018	183																	
0.022	223																	
0.027	273																	
0.033	333																	
0.039	393																	
0.047	473																	
0.056	563																	
0.068	683																	
0.082	823																	
0.10	104																	
0.12	124																	
0.15	154																	
0.18	184																	
0.22	224																	
0.27	274																	
0.33	334																	
0.39	394																	
0.47	474																	
0.56	564																	
0.68	684																	
1.00	105																	
2.20	225																	



RELIABILITY TEST CONDITIONS AND DIMENSIONS

NO.	AEC-Q200 TEST ITEM	AEC-Q200 TEST CONDITION	REQUIREMENTS																																																												
1.	Pre-and Post-Stress Electrical Test	----																																																													
2.	High Temperature Exposure (Storage) MIL-STD-202 Method 108	- Test temp.: 150±3°C - Unpowered - Test TIme: 1000+24/-0 hrs - Measurement to be made after keeping at room temp. for 24±2 hrs.	- No remarkable damage. - Cap Change: NPO: within ±2.5% or ±0.25pF whichever is larger X7R: within ±10.00% -Q/D.F. value: NPO: Cap≥30pF, Q≥1000; Cap<30pF, Q≥400+20C X7R: <table border="1" style="width: 100%; border-collapse: collapse; margin-bottom: 10px;"> <thead> <tr> <th>RATED VOL.</th> <th>D.F. ≤</th> <th>EXCEPTION OF D.F. ≤</th> </tr> </thead> <tbody> <tr> <td rowspan="3">50V</td> <td rowspan="3">≤3%</td> <td>≤6% 0603≥0.047µF; 0805≥0.18µF; 1206≥0.47µF</td> </tr> <tr> <td>≤10% 1206≥0.47µF</td> </tr> <tr> <td>≤20% 0603≥1µF; 0805≥1µF; 1206≥0.47µF, 1210≥10µF</td> </tr> <tr> <td rowspan="2">35V</td> <td rowspan="2">≤5%</td> <td>≤20% 0805≥2.2µF; 1210≥10µF</td> </tr> <tr> <td>≤10% 0805≥1µF; 1210≥10µF</td> </tr> <tr> <td rowspan="3">25V</td> <td rowspan="3">≤5%</td> <td>≤14% 0603≥0.33µF; 1206≥4.7µF</td> </tr> <tr> <td>≤15% 0402≥0.10µF; 0603≥0.47µF; 0805≥2.2µF; 1206≥6.8µF; 1210≥22µF</td> </tr> <tr> <td>≤10% 0603≥1.5µF; 0805≥0.68µF; 1206≥2.2µF, 1210≥4.7µF</td> </tr> <tr> <td rowspan="2">16V</td> <td rowspan="2">≤5%</td> <td>≤15% 0402≥0.033µF; 0603≥0.68µF; 0805≥2.2µF; 1206≥4.7µF; 1210≥22µF</td> </tr> <tr> <td>≤15% 0402≥0.33µF; 0603≥0.33µF; 0805≥2.2µF; 1206≥2.2µF; 1210≥2.2µF</td> </tr> <tr> <td rowspan="2">10V</td> <td rowspan="2">≤7.5%</td> <td>≤15% 0402≥0.33µF; 0603≥0.33µF; 0805≥2.2µF; 1206≥2.2µF; 1210≥2.2µF</td> </tr> <tr> <td>≤20% 0402≥1µF</td> </tr> <tr> <td>6.3V</td> <td>≤15%</td> <td>≤30% 0402≥1µF; 0603≥10µF; 0805≥4.7µF; 1206≥47µF; 1210≥100µF</td> </tr> <tr> <td>4V</td> <td>≤20%</td> <td>---</td> </tr> </tbody> </table> <table border="1" style="width: 100%; border-collapse: collapse;"> <thead> <tr> <th colspan="2">Class II (X7R)</th> <th>INSULATION RESISTANCE</th> </tr> </thead> <tbody> <tr> <td colspan="2">RATED VOLTAGE</td> <td rowspan="8" style="text-align: center; vertical-align: middle;">1GΩ or RxC≥10 Ω·F whichever is smaller.</td> </tr> <tr> <td colspan="2">100V: X7R</td> </tr> <tr> <td colspan="2">50V: 0603≥1µF; 0805≥1µF; 1206≥4.7µF; 1210≥4.7µF</td> </tr> <tr> <td colspan="2">35V: 0805≥2.2µF; 1210≥10µF</td> </tr> <tr> <td colspan="2">25V: 0402≥1µF; 0603≥2.2µF; 0805≥2.2µF; 1206≥10µF; 1210≥10µF</td> </tr> <tr> <td colspan="2">16V: 0402≥0.22µF; 0603≥1µF; 0805≥2.2µF; 1206≥10µF; 1210≥47µF</td> </tr> <tr> <td colspan="2">10V: 0402≥0.47µF; 0603≥0.47µF; 0805≥2.2µF; 1206≥4.7µF; 1210≥47µF</td> </tr> <tr> <td colspan="2">6.3V; 4.3;</td> </tr> </tbody> </table>	RATED VOL.	D.F. ≤	EXCEPTION OF D.F. ≤	50V	≤3%	≤6% 0603≥0.047µF; 0805≥0.18µF; 1206≥0.47µF	≤10% 1206≥0.47µF	≤20% 0603≥1µF; 0805≥1µF; 1206≥0.47µF, 1210≥10µF	35V	≤5%	≤20% 0805≥2.2µF; 1210≥10µF	≤10% 0805≥1µF; 1210≥10µF	25V	≤5%	≤14% 0603≥0.33µF; 1206≥4.7µF	≤15% 0402≥0.10µF; 0603≥0.47µF; 0805≥2.2µF; 1206≥6.8µF; 1210≥22µF	≤10% 0603≥1.5µF; 0805≥0.68µF; 1206≥2.2µF, 1210≥4.7µF	16V	≤5%	≤15% 0402≥0.033µF; 0603≥0.68µF; 0805≥2.2µF; 1206≥4.7µF; 1210≥22µF	≤15% 0402≥0.33µF; 0603≥0.33µF; 0805≥2.2µF; 1206≥2.2µF; 1210≥2.2µF	10V	≤7.5%	≤15% 0402≥0.33µF; 0603≥0.33µF; 0805≥2.2µF; 1206≥2.2µF; 1210≥2.2µF	≤20% 0402≥1µF	6.3V	≤15%	≤30% 0402≥1µF; 0603≥10µF; 0805≥4.7µF; 1206≥47µF; 1210≥100µF	4V	≤20%	---	Class II (X7R)		INSULATION RESISTANCE	RATED VOLTAGE		1GΩ or RxC≥10 Ω·F whichever is smaller.	100V: X7R		50V: 0603≥1µF; 0805≥1µF; 1206≥4.7µF; 1210≥4.7µF		35V: 0805≥2.2µF; 1210≥10µF		25V: 0402≥1µF; 0603≥2.2µF; 0805≥2.2µF; 1206≥10µF; 1210≥10µF		16V: 0402≥0.22µF; 0603≥1µF; 0805≥2.2µF; 1206≥10µF; 1210≥47µF		10V: 0402≥0.47µF; 0603≥0.47µF; 0805≥2.2µF; 1206≥4.7µF; 1210≥47µF		6.3V; 4.3;										
RATED VOL.	D.F. ≤	EXCEPTION OF D.F. ≤																																																													
50V	≤3%	≤6% 0603≥0.047µF; 0805≥0.18µF; 1206≥0.47µF																																																													
		≤10% 1206≥0.47µF																																																													
		≤20% 0603≥1µF; 0805≥1µF; 1206≥0.47µF, 1210≥10µF																																																													
35V	≤5%	≤20% 0805≥2.2µF; 1210≥10µF																																																													
		≤10% 0805≥1µF; 1210≥10µF																																																													
25V	≤5%	≤14% 0603≥0.33µF; 1206≥4.7µF																																																													
		≤15% 0402≥0.10µF; 0603≥0.47µF; 0805≥2.2µF; 1206≥6.8µF; 1210≥22µF																																																													
		≤10% 0603≥1.5µF; 0805≥0.68µF; 1206≥2.2µF, 1210≥4.7µF																																																													
16V	≤5%	≤15% 0402≥0.033µF; 0603≥0.68µF; 0805≥2.2µF; 1206≥4.7µF; 1210≥22µF																																																													
		≤15% 0402≥0.33µF; 0603≥0.33µF; 0805≥2.2µF; 1206≥2.2µF; 1210≥2.2µF																																																													
10V	≤7.5%	≤15% 0402≥0.33µF; 0603≥0.33µF; 0805≥2.2µF; 1206≥2.2µF; 1210≥2.2µF																																																													
		≤20% 0402≥1µF																																																													
6.3V	≤15%	≤30% 0402≥1µF; 0603≥10µF; 0805≥4.7µF; 1206≥47µF; 1210≥100µF																																																													
4V	≤20%	---																																																													
Class II (X7R)		INSULATION RESISTANCE																																																													
RATED VOLTAGE		1GΩ or RxC≥10 Ω·F whichever is smaller.																																																													
100V: X7R																																																															
50V: 0603≥1µF; 0805≥1µF; 1206≥4.7µF; 1210≥4.7µF																																																															
35V: 0805≥2.2µF; 1210≥10µF																																																															
25V: 0402≥1µF; 0603≥2.2µF; 0805≥2.2µF; 1206≥10µF; 1210≥10µF																																																															
16V: 0402≥0.22µF; 0603≥1µF; 0805≥2.2µF; 1206≥10µF; 1210≥47µF																																																															
10V: 0402≥0.47µF; 0603≥0.47µF; 0805≥2.2µF; 1206≥4.7µF; 1210≥47µF																																																															
6.3V; 4.3;																																																															
3.	Destructive Physical Analysis EIA-469	-Per EIA-469	-No defects or abnormalities																																																												
4.	Temperature Cycling JESD22 Method JA-104	- Conduct 1000 cycles according to the temperatures and time. <table border="1" style="width: 100%; border-collapse: collapse; margin-bottom: 10px;"> <thead> <tr> <th>STEP</th> <th>TEMP. (°C)</th> <th>TIME (MIN.)</th> </tr> </thead> <tbody> <tr> <td>1</td> <td>-55°C +0/-3</td> <td>5±1</td> </tr> <tr> <td>2</td> <td>+125°C+3/-0</td> <td>5±1</td> </tr> </tbody> </table> - Before initial measurement (X7R only): Perform 150+0/-10° for 1 hr and then set for 24±2 hrs at room temp. - Measurement to be made after keeping at room temp for 24±2hrs.	STEP	TEMP. (°C)	TIME (MIN.)	1	-55°C +0/-3	5±1	2	+125°C+3/-0	5±1	- No remarkable damage. - Cap Change: NPO: within ±2.5% or ±0.25pF whichever is larger X7R: within ±10.8 0% -Q/D.F. value: NPO: Cap≥30pF, Q≥1000; Cap<30pF, Q≥400+20C X7R: <table border="1" style="width: 100%; border-collapse: collapse; margin-bottom: 10px;"> <thead> <tr> <th>RATED VOL.</th> <th>D.F. ≤</th> <th>EXCEPTION OF D.F. ≤</th> </tr> </thead> <tbody> <tr> <td rowspan="3">50V</td> <td rowspan="3">≤3%</td> <td>≤6% 0603≥0.047µF; 0805≥0.18µF; 1206≥0.47µF</td> </tr> <tr> <td>≤10% 1210≥4.7µF</td> </tr> <tr> <td>≤20% 0603≥1µF; 0805≥1µF; 1206≥4.7µF, 1210≥10µF</td> </tr> <tr> <td rowspan="2">35V</td> <td rowspan="2">≤5%</td> <td>≤20% 0805≥2.2µF; 1210≥10µF</td> </tr> <tr> <td>≤10% 0805≥1µF; 1210≥10µF</td> </tr> <tr> <td rowspan="3">25V</td> <td rowspan="3">≤5%</td> <td>≤14% 0603≥0.33µF; 1206≥4.7µF</td> </tr> <tr> <td>≤15% 0402≥0.10µF; 0603≥0.47µF; 0805≥2.2µF; 1206≥6.8µF; 1210≥22µF</td> </tr> <tr> <td>≤10% 0603≥1.5µF; 0805≥0.68µF; 1206≥2.2µF, 1210≥4.7µF</td> </tr> <tr> <td rowspan="2">16V</td> <td rowspan="2">≤5%</td> <td>≤15% 0402≥0.033µF; 0603≥0.68µF; 0805≥2.2µF; 1206≥4.7µF; 1210≥22µF</td> </tr> <tr> <td>≤15% 0402≥0.33µF; 0603≥0.33µF; 0805≥2.2µF; 1206≥2.2µF; 1210≥2.2µF</td> </tr> <tr> <td rowspan="2">10V</td> <td rowspan="2">≤7.5%</td> <td>≤15% 0402≥0.33µF; 0603≥0.33µF; 0805≥2.2µF; 1206≥2.2µF; 1210≥2.2µF</td> </tr> <tr> <td>≤20% 0402≥1µF</td> </tr> <tr> <td>6.3V</td> <td>≤15%</td> <td>≤30% 0402≥1µF; 0603≥10µF; 0805≥4.7µF; 1206≥47µF; 1210≥100µF</td> </tr> <tr> <td>4V</td> <td>≤20%</td> <td>---</td> </tr> </tbody> </table> <table border="1" style="width: 100%; border-collapse: collapse;"> <thead> <tr> <th colspan="2">Class II (X7R)</th> <th>INSULATION RESISTANCE</th> </tr> </thead> <tbody> <tr> <td colspan="2">RATED VOLTAGE</td> <td rowspan="8" style="text-align: center; vertical-align: middle;">1GΩ or RxC≥10 Ω·F whichever is smaller.</td> </tr> <tr> <td colspan="2">100V: X7R</td> </tr> <tr> <td colspan="2">50V: 0603≥1µF; 0805≥1µF; 1206≥4.7µF; 1210≥4.7µF</td> </tr> <tr> <td colspan="2">35V: 0805≥2.2µF; 1210≥10µF</td> </tr> <tr> <td colspan="2">25V: 0402≥1µF; 0603≥2.2µF; 0805≥2.2µF; 1206≥10µF; 1210≥10µF</td> </tr> <tr> <td colspan="2">16V: 0402≥0.22µF; 0603≥1µF; 0805≥2.2µF; 1206≥10µF; 1210≥47µF</td> </tr> <tr> <td colspan="2">10V: 0402≥0.47µF; 0603≥0.47µF; 0805≥2.2µF; 1206≥4.7µF; 1210≥47µF</td> </tr> <tr> <td colspan="2">6.3V; 4.3;</td> </tr> </tbody> </table>	RATED VOL.	D.F. ≤	EXCEPTION OF D.F. ≤	50V	≤3%	≤6% 0603≥0.047µF; 0805≥0.18µF; 1206≥0.47µF	≤10% 1210≥4.7µF	≤20% 0603≥1µF; 0805≥1µF; 1206≥4.7µF, 1210≥10µF	35V	≤5%	≤20% 0805≥2.2µF; 1210≥10µF	≤10% 0805≥1µF; 1210≥10µF	25V	≤5%	≤14% 0603≥0.33µF; 1206≥4.7µF	≤15% 0402≥0.10µF; 0603≥0.47µF; 0805≥2.2µF; 1206≥6.8µF; 1210≥22µF	≤10% 0603≥1.5µF; 0805≥0.68µF; 1206≥2.2µF, 1210≥4.7µF	16V	≤5%	≤15% 0402≥0.033µF; 0603≥0.68µF; 0805≥2.2µF; 1206≥4.7µF; 1210≥22µF	≤15% 0402≥0.33µF; 0603≥0.33µF; 0805≥2.2µF; 1206≥2.2µF; 1210≥2.2µF	10V	≤7.5%	≤15% 0402≥0.33µF; 0603≥0.33µF; 0805≥2.2µF; 1206≥2.2µF; 1210≥2.2µF	≤20% 0402≥1µF	6.3V	≤15%	≤30% 0402≥1µF; 0603≥10µF; 0805≥4.7µF; 1206≥47µF; 1210≥100µF	4V	≤20%	---	Class II (X7R)		INSULATION RESISTANCE	RATED VOLTAGE		1GΩ or RxC≥10 Ω·F whichever is smaller.	100V: X7R		50V: 0603≥1µF; 0805≥1µF; 1206≥4.7µF; 1210≥4.7µF		35V: 0805≥2.2µF; 1210≥10µF		25V: 0402≥1µF; 0603≥2.2µF; 0805≥2.2µF; 1206≥10µF; 1210≥10µF		16V: 0402≥0.22µF; 0603≥1µF; 0805≥2.2µF; 1206≥10µF; 1210≥47µF		10V: 0402≥0.47µF; 0603≥0.47µF; 0805≥2.2µF; 1206≥4.7µF; 1210≥47µF		6.3V; 4.3;	
STEP	TEMP. (°C)	TIME (MIN.)																																																													
1	-55°C +0/-3	5±1																																																													
2	+125°C+3/-0	5±1																																																													
RATED VOL.	D.F. ≤	EXCEPTION OF D.F. ≤																																																													
50V	≤3%	≤6% 0603≥0.047µF; 0805≥0.18µF; 1206≥0.47µF																																																													
		≤10% 1210≥4.7µF																																																													
		≤20% 0603≥1µF; 0805≥1µF; 1206≥4.7µF, 1210≥10µF																																																													
35V	≤5%	≤20% 0805≥2.2µF; 1210≥10µF																																																													
		≤10% 0805≥1µF; 1210≥10µF																																																													
25V	≤5%	≤14% 0603≥0.33µF; 1206≥4.7µF																																																													
		≤15% 0402≥0.10µF; 0603≥0.47µF; 0805≥2.2µF; 1206≥6.8µF; 1210≥22µF																																																													
		≤10% 0603≥1.5µF; 0805≥0.68µF; 1206≥2.2µF, 1210≥4.7µF																																																													
16V	≤5%	≤15% 0402≥0.033µF; 0603≥0.68µF; 0805≥2.2µF; 1206≥4.7µF; 1210≥22µF																																																													
		≤15% 0402≥0.33µF; 0603≥0.33µF; 0805≥2.2µF; 1206≥2.2µF; 1210≥2.2µF																																																													
10V	≤7.5%	≤15% 0402≥0.33µF; 0603≥0.33µF; 0805≥2.2µF; 1206≥2.2µF; 1210≥2.2µF																																																													
		≤20% 0402≥1µF																																																													
6.3V	≤15%	≤30% 0402≥1µF; 0603≥10µF; 0805≥4.7µF; 1206≥47µF; 1210≥100µF																																																													
4V	≤20%	---																																																													
Class II (X7R)		INSULATION RESISTANCE																																																													
RATED VOLTAGE		1GΩ or RxC≥10 Ω·F whichever is smaller.																																																													
100V: X7R																																																															
50V: 0603≥1µF; 0805≥1µF; 1206≥4.7µF; 1210≥4.7µF																																																															
35V: 0805≥2.2µF; 1210≥10µF																																																															
25V: 0402≥1µF; 0603≥2.2µF; 0805≥2.2µF; 1206≥10µF; 1210≥10µF																																																															
16V: 0402≥0.22µF; 0603≥1µF; 0805≥2.2µF; 1206≥10µF; 1210≥47µF																																																															
10V: 0402≥0.47µF; 0603≥0.47µF; 0805≥2.2µF; 1206≥4.7µF; 1210≥47µF																																																															
6.3V; 4.3;																																																															

NO.	AEC-Q200 TEST ITEM	AEC-Q200 TEST CONDITION	REQUIREMENTS																																																						
5.	Moisture Resistance MIL-STD-202 Method 106	- Test temp.: 25~65°C - Humidity: 80~100% RH - Test Time: 10 cycles, t=24hrs/cycle - Measurement to be made after keeping at room temp. for 24±2 hrs.	- No remarkable damage. - Cap Change: NPO: within ±3.0% or ±0.30pF whichever is larger X7R: within ±12.5% -Q/D.F. value: NPO: More than 30pF, Q≥350; 10pF≤C≤30pF, Q≥275+2.5C Less than 10pf Q≥200+10C X7R: <table border="1" data-bbox="982 378 1526 672"> <thead> <tr> <th>RATED VOL.</th> <th>D.F. ≤</th> <th>EXCEPTION OF D.F. ≤</th> </tr> </thead> <tbody> <tr> <td rowspan="3">50V</td> <td rowspan="3">≤3%</td> <td>≤6% 0603≥0.047μF; 0805≥0.18μF; 1206≥0.47μF</td> </tr> <tr> <td>≤10% 1210≥4.7μF</td> </tr> <tr> <td>≤20% 0603≥1μF; 0805≥1μF; 1206≥4.7μF; 1210≥10μF</td> </tr> <tr> <td rowspan="3">35V</td> <td rowspan="3">≤5%</td> <td>≤20% 0805≥2.2μF; 1210≥10μF</td> </tr> <tr> <td>≤10% 0805≥1μF; 1210≥10μF</td> </tr> <tr> <td>≤14% 0603≥0.33μF; 1206≥4.7μF</td> </tr> <tr> <td rowspan="3">25V</td> <td rowspan="3">≤5%</td> <td>0402≥0.10μF; 0603≥0.47μF; 0805≥2.2μF; 1206≥6.8μF; 1210≥22μF</td> </tr> <tr> <td>≤10% 0603≥0.15μF; 0805≥0.68μF; 1206≥2.2μF; 1210≥4.7μF</td> </tr> <tr> <td>≤15% 0402≥0.033μF; 0603≥0.68μF; 0805≥2.2μF; 1206≥4.7μF; 1210≥22μF</td> </tr> <tr> <td rowspan="3">16V</td> <td rowspan="3">≤5%</td> <td>0402≥0.33μF; 0603≥0.33μF; 0805≥2.2μF; 1206≥2.2μF; 1210≥22μF</td> </tr> <tr> <td>≤10% 0603≥0.15μF; 0805≥0.68μF; 1206≥2.2μF; 1210≥4.7μF</td> </tr> <tr> <td>≤15% 0402≥0.033μF; 0603≥0.68μF; 0805≥2.2μF; 1206≥4.7μF; 1210≥22μF</td> </tr> <tr> <td rowspan="3">10V</td> <td rowspan="3">≤7.5%</td> <td>0402≥0.33μF; 0603≥0.33μF; 0805≥2.2μF; 1206≥2.2μF; 1210≥22μF</td> </tr> <tr> <td>≤15% 0402≥1μF</td> </tr> <tr> <td>≤20% 0402≥1μF</td> </tr> <tr> <td>6.3V</td> <td>≤15%</td> <td>≤30% 0402≥1μF; 0603≥10μF; 0805≥4.7μF; 1206≥47μF; 1210≥100μF</td> </tr> <tr> <td>4V</td> <td>≤20%</td> <td>---</td> </tr> </tbody> </table> <p>*I.R.: ≥10GΩ OR RxC≥500Ω-F whichever is smaller.</p> <table border="1" data-bbox="950 714 1526 871"> <thead> <tr> <th>RATED VOLTAGE</th> <th>INSULATION RESISTANCE</th> </tr> </thead> <tbody> <tr> <td>100V: X7R</td> <td rowspan="8">1GΩ or RxC≥10 Ω-F whichever is smaller.</td> </tr> <tr> <td>50V: 0603≥1μF; 0805≥1μF; 1206≥4.7μF; 1210≥4.7μF</td> </tr> <tr> <td>35V: 0805≥2.2μF; 1210≥10μF</td> </tr> <tr> <td>25V: 0402≥1μF; 0603≥2.2μF; 0805≥2.2μF; 1206≥10μF; 1210≥10μF</td> </tr> <tr> <td>16V: 0402≥0.22μF; 0603≥1μF; 0805≥2.2μF; 1206≥10μF; 1210≥47μF</td> </tr> <tr> <td>10V: 0402≥0.47μF; 0603≥0.47μF; 0805≥2.2μF; 1206≥4.7μF; 1210≥47μF</td> </tr> <tr> <td>6.3V; 4V</td> </tr> </tbody> </table>	RATED VOL.	D.F. ≤	EXCEPTION OF D.F. ≤	50V	≤3%	≤6% 0603≥0.047μF; 0805≥0.18μF; 1206≥0.47μF	≤10% 1210≥4.7μF	≤20% 0603≥1μF; 0805≥1μF; 1206≥4.7μF; 1210≥10μF	35V	≤5%	≤20% 0805≥2.2μF; 1210≥10μF	≤10% 0805≥1μF; 1210≥10μF	≤14% 0603≥0.33μF; 1206≥4.7μF	25V	≤5%	0402≥0.10μF; 0603≥0.47μF; 0805≥2.2μF; 1206≥6.8μF; 1210≥22μF	≤10% 0603≥0.15μF; 0805≥0.68μF; 1206≥2.2μF; 1210≥4.7μF	≤15% 0402≥0.033μF; 0603≥0.68μF; 0805≥2.2μF; 1206≥4.7μF; 1210≥22μF	16V	≤5%	0402≥0.33μF; 0603≥0.33μF; 0805≥2.2μF; 1206≥2.2μF; 1210≥22μF	≤10% 0603≥0.15μF; 0805≥0.68μF; 1206≥2.2μF; 1210≥4.7μF	≤15% 0402≥0.033μF; 0603≥0.68μF; 0805≥2.2μF; 1206≥4.7μF; 1210≥22μF	10V	≤7.5%	0402≥0.33μF; 0603≥0.33μF; 0805≥2.2μF; 1206≥2.2μF; 1210≥22μF	≤15% 0402≥1μF	≤20% 0402≥1μF	6.3V	≤15%	≤30% 0402≥1μF; 0603≥10μF; 0805≥4.7μF; 1206≥47μF; 1210≥100μF	4V	≤20%	---	RATED VOLTAGE	INSULATION RESISTANCE	100V: X7R	1GΩ or RxC≥10 Ω-F whichever is smaller.	50V: 0603≥1μF; 0805≥1μF; 1206≥4.7μF; 1210≥4.7μF	35V: 0805≥2.2μF; 1210≥10μF	25V: 0402≥1μF; 0603≥2.2μF; 0805≥2.2μF; 1206≥10μF; 1210≥10μF	16V: 0402≥0.22μF; 0603≥1μF; 0805≥2.2μF; 1206≥10μF; 1210≥47μF	10V: 0402≥0.47μF; 0603≥0.47μF; 0805≥2.2μF; 1206≥4.7μF; 1210≥47μF	6.3V; 4V										
RATED VOL.	D.F. ≤	EXCEPTION OF D.F. ≤																																																							
50V	≤3%	≤6% 0603≥0.047μF; 0805≥0.18μF; 1206≥0.47μF																																																							
		≤10% 1210≥4.7μF																																																							
		≤20% 0603≥1μF; 0805≥1μF; 1206≥4.7μF; 1210≥10μF																																																							
35V	≤5%	≤20% 0805≥2.2μF; 1210≥10μF																																																							
		≤10% 0805≥1μF; 1210≥10μF																																																							
		≤14% 0603≥0.33μF; 1206≥4.7μF																																																							
25V	≤5%	0402≥0.10μF; 0603≥0.47μF; 0805≥2.2μF; 1206≥6.8μF; 1210≥22μF																																																							
		≤10% 0603≥0.15μF; 0805≥0.68μF; 1206≥2.2μF; 1210≥4.7μF																																																							
		≤15% 0402≥0.033μF; 0603≥0.68μF; 0805≥2.2μF; 1206≥4.7μF; 1210≥22μF																																																							
16V	≤5%	0402≥0.33μF; 0603≥0.33μF; 0805≥2.2μF; 1206≥2.2μF; 1210≥22μF																																																							
		≤10% 0603≥0.15μF; 0805≥0.68μF; 1206≥2.2μF; 1210≥4.7μF																																																							
		≤15% 0402≥0.033μF; 0603≥0.68μF; 0805≥2.2μF; 1206≥4.7μF; 1210≥22μF																																																							
10V	≤7.5%	0402≥0.33μF; 0603≥0.33μF; 0805≥2.2μF; 1206≥2.2μF; 1210≥22μF																																																							
		≤15% 0402≥1μF																																																							
		≤20% 0402≥1μF																																																							
6.3V	≤15%	≤30% 0402≥1μF; 0603≥10μF; 0805≥4.7μF; 1206≥47μF; 1210≥100μF																																																							
4V	≤20%	---																																																							
RATED VOLTAGE	INSULATION RESISTANCE																																																								
100V: X7R	1GΩ or RxC≥10 Ω-F whichever is smaller.																																																								
50V: 0603≥1μF; 0805≥1μF; 1206≥4.7μF; 1210≥4.7μF																																																									
35V: 0805≥2.2μF; 1210≥10μF																																																									
25V: 0402≥1μF; 0603≥2.2μF; 0805≥2.2μF; 1206≥10μF; 1210≥10μF																																																									
16V: 0402≥0.22μF; 0603≥1μF; 0805≥2.2μF; 1206≥10μF; 1210≥47μF																																																									
10V: 0402≥0.47μF; 0603≥0.47μF; 0805≥2.2μF; 1206≥4.7μF; 1210≥47μF																																																									
6.3V; 4V																																																									
6.		Biased Humidity MIL-STD-202 Method 103	- Test Temp.: 85±3°C - Humidity: 85%RH - Test Time: 1000+24/-0 hrs - To apply voltage: rated voltage and 1.3~1.5Vdc (add 100k ohm resistor) - Before initial measurement (Class II only): To apply test voltage for 1hr at test temp. and then set 24±2 hrs at room temp. - Measurement to be made after keeping at room temp. for 24±2hrs.	- No remarkable damage. - Cap Change: NPO: within ±3.0% or ±0.30pF whichever is larger X7R: within ±12.5% -Q/D.F. value: NPO: C≥30pF, Q≥200; Cap<30pF, Q≥100+10/3C X7R: <table border="1" data-bbox="982 1081 1526 1375"> <thead> <tr> <th>RATED VOL.</th> <th>D.F. ≤</th> <th>EXCEPTION OF D.F. ≤</th> </tr> </thead> <tbody> <tr> <td rowspan="3">50V</td> <td rowspan="3">≤3%</td> <td>≤6% 0603≥0.047μF; 0805≥0.18μF; 1206≥0.47μF</td> </tr> <tr> <td>≤10% 1210≥4.7μF</td> </tr> <tr> <td>≤20% 0603≥1μF; 0805≥1μF; 1206≥4.7μF; 1210≥10μF</td> </tr> <tr> <td rowspan="3">35V</td> <td rowspan="3">≤5%</td> <td>≤20% 0805≥2.2μF; 1210≥10μF</td> </tr> <tr> <td>≤10% 0805≥1μF; 1210≥10μF</td> </tr> <tr> <td>≤14% 0603≥0.33μF; 1206≥4.7μF</td> </tr> <tr> <td rowspan="3">25V</td> <td rowspan="3">≤5%</td> <td>0402≥0.10μF; 0603≥0.47μF; 0805≥2.2μF; 1206≥6.8μF; 1210≥22μF</td> </tr> <tr> <td>≤10% 0603≥0.15μF; 0805≥0.68μF; 1206≥2.2μF; 1210≥4.7μF</td> </tr> <tr> <td>≤15% 0402≥0.033μF; 0603≥0.68μF; 0805≥2.2μF; 1206≥4.7μF; 1210≥22μF</td> </tr> <tr> <td rowspan="3">16V</td> <td rowspan="3">≤5%</td> <td>0402≥0.33μF; 0603≥0.33μF; 0805≥2.2μF; 1206≥4.7μF; 1210≥22μF</td> </tr> <tr> <td>≤10% 0603≥0.15μF; 0805≥0.68μF; 1206≥2.2μF; 1210≥4.7μF</td> </tr> <tr> <td>≤15% 0402≥0.033μF; 0603≥0.68μF; 0805≥2.2μF; 1206≥4.7μF; 1210≥22μF</td> </tr> <tr> <td rowspan="3">10V</td> <td rowspan="3">≤7.5%</td> <td>0402≥0.33μF; 0603≥0.33μF; 0805≥2.2μF; 1206≥4.7μF; 1210≥22μF</td> </tr> <tr> <td>≤15% 0402≥1μF</td> </tr> <tr> <td>≤20% 0402≥1μF</td> </tr> <tr> <td>6.3V</td> <td>≤15%</td> <td>≤30% 0402≥1μF; 0603≥10μF; 0805≥4.7μF; 1206≥47μF; 1210≥100μF</td> </tr> <tr> <td>4V</td> <td>≤20%</td> <td>---</td> </tr> </tbody> </table> <p>*I.R.: ≥1GΩ OR RxC≥50Ω-F whichever is smaller.</p> <table border="1" data-bbox="950 1417 1526 1575"> <thead> <tr> <th>RATED VOLTAGE</th> <th>INSULATION RESISTANCE</th> </tr> </thead> <tbody> <tr> <td>100V: X7R</td> <td rowspan="8">500MΩ or RxC≥5 Ω-F whichever is smaller.</td> </tr> <tr> <td>50V: 0603≥1μF; 0805≥1μF; 1206≥4.7μF; 1210≥4.7μF</td> </tr> <tr> <td>35V: 0805≥2.2μF; 1210≥10μF</td> </tr> <tr> <td>25V: 0402≥1μF; 0603≥2.2μF; 0805≥2.2μF; 1206≥10μF; 1210≥10μF</td> </tr> <tr> <td>16V: 0402≥0.22μF; 0603≥1μF; 0805≥2.2μF; 1206≥10μF; 1210≥47μF</td> </tr> <tr> <td>10V: 0402≥0.47μF; 0603≥0.47μF; 0805≥2.2μF; 1206≥4.7μF; 1210≥47μF</td> </tr> <tr> <td>6.3V; 4V</td> </tr> </tbody> </table> <table border="1" data-bbox="950 1606 1526 1774"> <thead> <tr> <th>RATED VOLTAGE</th> <th>INSULATION RESISTANCE</th> </tr> </thead> <tbody> <tr> <td>100V: X7R</td> <td rowspan="8">1GΩ or RxC≥10 Ω-F whichever is smaller.</td> </tr> <tr> <td>50V: 0603≥1μF; 0805≥1μF; 1206≥4.7μF; 1210≥4.7μF</td> </tr> <tr> <td>35V: 0805≥2.2μF; 1210≥10μF</td> </tr> <tr> <td>25V: 0402≥1μF; 0603≥2.2μF; 0805≥2.2μF; 1206≥10μF; 1210≥10μF</td> </tr> <tr> <td>16V: 0402≥0.22μF; 0603≥1μF; 0805≥2.2μF; 1206≥10μF; 1210≥47μF</td> </tr> <tr> <td>10V: 0402≥0.47μF; 0603≥0.47μF; 0805≥2.2μF; 1206≥4.7μF; 1210≥47μF</td> </tr> <tr> <td>6.3V; 4V</td> </tr> </tbody> </table>	RATED VOL.	D.F. ≤	EXCEPTION OF D.F. ≤	50V	≤3%	≤6% 0603≥0.047μF; 0805≥0.18μF; 1206≥0.47μF	≤10% 1210≥4.7μF	≤20% 0603≥1μF; 0805≥1μF; 1206≥4.7μF; 1210≥10μF	35V	≤5%	≤20% 0805≥2.2μF; 1210≥10μF	≤10% 0805≥1μF; 1210≥10μF	≤14% 0603≥0.33μF; 1206≥4.7μF	25V	≤5%	0402≥0.10μF; 0603≥0.47μF; 0805≥2.2μF; 1206≥6.8μF; 1210≥22μF	≤10% 0603≥0.15μF; 0805≥0.68μF; 1206≥2.2μF; 1210≥4.7μF	≤15% 0402≥0.033μF; 0603≥0.68μF; 0805≥2.2μF; 1206≥4.7μF; 1210≥22μF	16V	≤5%	0402≥0.33μF; 0603≥0.33μF; 0805≥2.2μF; 1206≥4.7μF; 1210≥22μF	≤10% 0603≥0.15μF; 0805≥0.68μF; 1206≥2.2μF; 1210≥4.7μF	≤15% 0402≥0.033μF; 0603≥0.68μF; 0805≥2.2μF; 1206≥4.7μF; 1210≥22μF	10V	≤7.5%	0402≥0.33μF; 0603≥0.33μF; 0805≥2.2μF; 1206≥4.7μF; 1210≥22μF	≤15% 0402≥1μF	≤20% 0402≥1μF	6.3V	≤15%	≤30% 0402≥1μF; 0603≥10μF; 0805≥4.7μF; 1206≥47μF; 1210≥100μF	4V	≤20%	---	RATED VOLTAGE	INSULATION RESISTANCE	100V: X7R	500MΩ or RxC≥5 Ω-F whichever is smaller.	50V: 0603≥1μF; 0805≥1μF; 1206≥4.7μF; 1210≥4.7μF	35V: 0805≥2.2μF; 1210≥10μF	25V: 0402≥1μF; 0603≥2.2μF; 0805≥2.2μF; 1206≥10μF; 1210≥10μF	16V: 0402≥0.22μF; 0603≥1μF; 0805≥2.2μF; 1206≥10μF; 1210≥47μF	10V: 0402≥0.47μF; 0603≥0.47μF; 0805≥2.2μF; 1206≥4.7μF; 1210≥47μF	6.3V; 4V	RATED VOLTAGE	INSULATION RESISTANCE	100V: X7R	1GΩ or RxC≥10 Ω-F whichever is smaller.	50V: 0603≥1μF; 0805≥1μF; 1206≥4.7μF; 1210≥4.7μF	35V: 0805≥2.2μF; 1210≥10μF	25V: 0402≥1μF; 0603≥2.2μF; 0805≥2.2μF; 1206≥10μF; 1210≥10μF	16V: 0402≥0.22μF; 0603≥1μF; 0805≥2.2μF; 1206≥10μF; 1210≥47μF	10V: 0402≥0.47μF; 0603≥0.47μF; 0805≥2.2μF; 1206≥4.7μF; 1210≥47μF
RATED VOL.	D.F. ≤	EXCEPTION OF D.F. ≤																																																							
50V	≤3%	≤6% 0603≥0.047μF; 0805≥0.18μF; 1206≥0.47μF																																																							
		≤10% 1210≥4.7μF																																																							
		≤20% 0603≥1μF; 0805≥1μF; 1206≥4.7μF; 1210≥10μF																																																							
35V	≤5%	≤20% 0805≥2.2μF; 1210≥10μF																																																							
		≤10% 0805≥1μF; 1210≥10μF																																																							
		≤14% 0603≥0.33μF; 1206≥4.7μF																																																							
25V	≤5%	0402≥0.10μF; 0603≥0.47μF; 0805≥2.2μF; 1206≥6.8μF; 1210≥22μF																																																							
		≤10% 0603≥0.15μF; 0805≥0.68μF; 1206≥2.2μF; 1210≥4.7μF																																																							
		≤15% 0402≥0.033μF; 0603≥0.68μF; 0805≥2.2μF; 1206≥4.7μF; 1210≥22μF																																																							
16V	≤5%	0402≥0.33μF; 0603≥0.33μF; 0805≥2.2μF; 1206≥4.7μF; 1210≥22μF																																																							
		≤10% 0603≥0.15μF; 0805≥0.68μF; 1206≥2.2μF; 1210≥4.7μF																																																							
		≤15% 0402≥0.033μF; 0603≥0.68μF; 0805≥2.2μF; 1206≥4.7μF; 1210≥22μF																																																							
10V	≤7.5%	0402≥0.33μF; 0603≥0.33μF; 0805≥2.2μF; 1206≥4.7μF; 1210≥22μF																																																							
		≤15% 0402≥1μF																																																							
		≤20% 0402≥1μF																																																							
6.3V	≤15%	≤30% 0402≥1μF; 0603≥10μF; 0805≥4.7μF; 1206≥47μF; 1210≥100μF																																																							
4V	≤20%	---																																																							
RATED VOLTAGE	INSULATION RESISTANCE																																																								
100V: X7R	500MΩ or RxC≥5 Ω-F whichever is smaller.																																																								
50V: 0603≥1μF; 0805≥1μF; 1206≥4.7μF; 1210≥4.7μF																																																									
35V: 0805≥2.2μF; 1210≥10μF																																																									
25V: 0402≥1μF; 0603≥2.2μF; 0805≥2.2μF; 1206≥10μF; 1210≥10μF																																																									
16V: 0402≥0.22μF; 0603≥1μF; 0805≥2.2μF; 1206≥10μF; 1210≥47μF																																																									
10V: 0402≥0.47μF; 0603≥0.47μF; 0805≥2.2μF; 1206≥4.7μF; 1210≥47μF																																																									
6.3V; 4V																																																									
RATED VOLTAGE		INSULATION RESISTANCE																																																							
100V: X7R	1GΩ or RxC≥10 Ω-F whichever is smaller.																																																								
50V: 0603≥1μF; 0805≥1μF; 1206≥4.7μF; 1210≥4.7μF																																																									
35V: 0805≥2.2μF; 1210≥10μF																																																									
25V: 0402≥1μF; 0603≥2.2μF; 0805≥2.2μF; 1206≥10μF; 1210≥10μF																																																									
16V: 0402≥0.22μF; 0603≥1μF; 0805≥2.2μF; 1206≥10μF; 1210≥47μF																																																									
10V: 0402≥0.47μF; 0603≥0.47μF; 0805≥2.2μF; 1206≥4.7μF; 1210≥47μF																																																									
6.3V; 4V																																																									



NO.	AEC-Q200 TEST ITEM	AEC-Q200 TEST CONDITION	REQUIREMENTS																																													
7.	Operational Life MIL-STD-202 Method 108	- Test temp.: 125±3°C - To apply voltage: full rated voltage - Test time: 1000+24/-0 - Before initial measurement (X7R only): Apply rated voltage for 1 hr at 125°C. Remove and let set for 24+2hrs at room temp. - Measurement to be made after keeping at room temp. for 24±2 hrs.	- No remarkable damage. - Cap Change: NPO: within ±3.0% or ±0.30pF whichever is larger X7R: within ±12.5% -Q/D.F. value: NPO: More than 30pF, Q≥350; 10pF≤C≤30pF, Q≥275+2.5C less than 10pF Q≥200+10C X7R: <table border="1" data-bbox="885 378 1429 682"> <thead> <tr> <th>RATED VOL.</th> <th>D.F. ≤</th> <th>EXCEPTION OF D.F. ≤</th> </tr> </thead> <tbody> <tr> <td rowspan="3">50V</td> <td rowspan="3">≤3%</td> <td>≤6% 0603≥0.047μF; 0805≥0.18μF; 1206≥0.47μF</td> </tr> <tr> <td>≤10% 1206≥4.7μF</td> </tr> <tr> <td>≤20% 0603≥1μF; 0805≥1μF; 1206≥4.7μF, 1210≥10μF</td> </tr> <tr> <td rowspan="3">35V</td> <td rowspan="3">≤5%</td> <td>≤20% 0805≥2.2μF; 1210≥10μF</td> </tr> <tr> <td>≤10% 0805≥1μF; 1210≥10μF</td> </tr> <tr> <td>≤14% 0603≥0.33μF; 1206≥4.7μF</td> </tr> <tr> <td rowspan="3">25V</td> <td rowspan="3">≤5%</td> <td>≤15% 0402≥0.10μF; 0603≥0.47μF; 0805≥2.2μF; 1206≥6.8μF; 1210≥22μF</td> </tr> <tr> <td>≤10% 0603≥0.15μF; 0805≥0.68μF; 1206≥2.2μF, 1210≥4.7μF</td> </tr> <tr> <td>≤15% 0402≥0.033μF; 0603≥0.68μF; 0805≥2.2μF; 1206≥4.7μF; 1210≥22μF</td> </tr> <tr> <td rowspan="3">16V</td> <td rowspan="3">≤5%</td> <td>≤15% 0402≥0.33μF; 0603≥0.33μF; 0805≥2.2μF; 1206≥2.2μF; 1210≥22μF</td> </tr> <tr> <td>≤15% 0402≥0.33μF; 0603≥0.33μF; 0805≥2.2μF; 1206≥2.2μF; 1210≥22μF</td> </tr> <tr> <td>≤20% 0402≥1μF</td> </tr> <tr> <td rowspan="3">10V</td> <td rowspan="3">≤7.5%</td> <td>≤15% 0402≥0.33μF; 0603≥0.33μF; 0805≥2.2μF; 1206≥2.2μF; 1210≥22μF</td> </tr> <tr> <td>≤15% 0402≥0.33μF; 0603≥0.33μF; 0805≥2.2μF; 1206≥2.2μF; 1210≥22μF</td> </tr> <tr> <td>≤20% 0402≥1μF</td> </tr> <tr> <td rowspan="2">6.3V</td> <td rowspan="2">≤15%</td> <td>≤30% 0402≥1μF; 0603≥10μF; 0805≥4.7μF; 1206≥47μF; 1210≥100μF</td> </tr> <tr> <td>≤20% --- ---</td> </tr> <tr> <td>4V</td> <td>≤20%</td> <td>--- ---</td> </tr> </tbody> </table> -I.R.: ≥1GΩ OR RxC≥50Q-F whichever is smaller Class II (X7R) <table border="1" data-bbox="885 735 1429 882"> <thead> <tr> <th>RATED VOLTAGE</th> <th>INSULATION RESISTANCE</th> </tr> </thead> <tbody> <tr> <td>100V: X7R</td> <td rowspan="7">1GΩ or RxC≥10 Ω-F whichever is smaller.</td> </tr> <tr> <td>50V: 0603≥1μF; 0805≥1μF; 1206≥4.7μF; 1210≥4.7μF</td> </tr> <tr> <td>35V: 0805≥2.2μF; 1210≥10μF</td> </tr> <tr> <td>25V: 0402≥1μF; 0603≥2.2μF; 0805≥2.2μF; 1206≥10μF; 1210≥10μF</td> </tr> <tr> <td>16V: 0402≥0.22μF; 0603≥1μF; 0805≥2.2μF; 1206≥10μF; 1210≥47μF</td> </tr> <tr> <td>10V: 0402≥0.47μF; 0603≥0.47μF; 0805≥2.2μF; 1206≥4.7μF; 1210≥47μF</td> </tr> <tr> <td>6.3V; 4V</td> </tr> </tbody> </table>	RATED VOL.	D.F. ≤	EXCEPTION OF D.F. ≤	50V	≤3%	≤6% 0603≥0.047μF; 0805≥0.18μF; 1206≥0.47μF	≤10% 1206≥4.7μF	≤20% 0603≥1μF; 0805≥1μF; 1206≥4.7μF, 1210≥10μF	35V	≤5%	≤20% 0805≥2.2μF; 1210≥10μF	≤10% 0805≥1μF; 1210≥10μF	≤14% 0603≥0.33μF; 1206≥4.7μF	25V	≤5%	≤15% 0402≥0.10μF; 0603≥0.47μF; 0805≥2.2μF; 1206≥6.8μF; 1210≥22μF	≤10% 0603≥0.15μF; 0805≥0.68μF; 1206≥2.2μF, 1210≥4.7μF	≤15% 0402≥0.033μF; 0603≥0.68μF; 0805≥2.2μF; 1206≥4.7μF; 1210≥22μF	16V	≤5%	≤15% 0402≥0.33μF; 0603≥0.33μF; 0805≥2.2μF; 1206≥2.2μF; 1210≥22μF	≤15% 0402≥0.33μF; 0603≥0.33μF; 0805≥2.2μF; 1206≥2.2μF; 1210≥22μF	≤20% 0402≥1μF	10V	≤7.5%	≤15% 0402≥0.33μF; 0603≥0.33μF; 0805≥2.2μF; 1206≥2.2μF; 1210≥22μF	≤15% 0402≥0.33μF; 0603≥0.33μF; 0805≥2.2μF; 1206≥2.2μF; 1210≥22μF	≤20% 0402≥1μF	6.3V	≤15%	≤30% 0402≥1μF; 0603≥10μF; 0805≥4.7μF; 1206≥47μF; 1210≥100μF	≤20% --- ---	4V	≤20%	--- ---	RATED VOLTAGE	INSULATION RESISTANCE	100V: X7R	1GΩ or RxC≥10 Ω-F whichever is smaller.	50V: 0603≥1μF; 0805≥1μF; 1206≥4.7μF; 1210≥4.7μF	35V: 0805≥2.2μF; 1210≥10μF	25V: 0402≥1μF; 0603≥2.2μF; 0805≥2.2μF; 1206≥10μF; 1210≥10μF	16V: 0402≥0.22μF; 0603≥1μF; 0805≥2.2μF; 1206≥10μF; 1210≥47μF	10V: 0402≥0.47μF; 0603≥0.47μF; 0805≥2.2μF; 1206≥4.7μF; 1210≥47μF	6.3V; 4V
RATED VOL.	D.F. ≤	EXCEPTION OF D.F. ≤																																														
50V	≤3%	≤6% 0603≥0.047μF; 0805≥0.18μF; 1206≥0.47μF																																														
		≤10% 1206≥4.7μF																																														
		≤20% 0603≥1μF; 0805≥1μF; 1206≥4.7μF, 1210≥10μF																																														
35V	≤5%	≤20% 0805≥2.2μF; 1210≥10μF																																														
		≤10% 0805≥1μF; 1210≥10μF																																														
		≤14% 0603≥0.33μF; 1206≥4.7μF																																														
25V	≤5%	≤15% 0402≥0.10μF; 0603≥0.47μF; 0805≥2.2μF; 1206≥6.8μF; 1210≥22μF																																														
		≤10% 0603≥0.15μF; 0805≥0.68μF; 1206≥2.2μF, 1210≥4.7μF																																														
		≤15% 0402≥0.033μF; 0603≥0.68μF; 0805≥2.2μF; 1206≥4.7μF; 1210≥22μF																																														
16V	≤5%	≤15% 0402≥0.33μF; 0603≥0.33μF; 0805≥2.2μF; 1206≥2.2μF; 1210≥22μF																																														
		≤15% 0402≥0.33μF; 0603≥0.33μF; 0805≥2.2μF; 1206≥2.2μF; 1210≥22μF																																														
		≤20% 0402≥1μF																																														
10V	≤7.5%	≤15% 0402≥0.33μF; 0603≥0.33μF; 0805≥2.2μF; 1206≥2.2μF; 1210≥22μF																																														
		≤15% 0402≥0.33μF; 0603≥0.33μF; 0805≥2.2μF; 1206≥2.2μF; 1210≥22μF																																														
		≤20% 0402≥1μF																																														
6.3V	≤15%	≤30% 0402≥1μF; 0603≥10μF; 0805≥4.7μF; 1206≥47μF; 1210≥100μF																																														
		≤20% --- ---																																														
4V	≤20%	--- ---																																														
RATED VOLTAGE	INSULATION RESISTANCE																																															
100V: X7R	1GΩ or RxC≥10 Ω-F whichever is smaller.																																															
50V: 0603≥1μF; 0805≥1μF; 1206≥4.7μF; 1210≥4.7μF																																																
35V: 0805≥2.2μF; 1210≥10μF																																																
25V: 0402≥1μF; 0603≥2.2μF; 0805≥2.2μF; 1206≥10μF; 1210≥10μF																																																
16V: 0402≥0.22μF; 0603≥1μF; 0805≥2.2μF; 1206≥10μF; 1210≥47μF																																																
10V: 0402≥0.47μF; 0603≥0.47μF; 0805≥2.2μF; 1206≥4.7μF; 1210≥47μF																																																
6.3V; 4V																																																
8.	External Visual MIL-STD-202 Method 2009	- Visual inspection	- No remarkable defect.																																													
9.	Physical Dimension JESD22 Method JB-100	- Using by calipers	- Within the specified dimencions																																													
10.	Resistance to Solvents MIL-STD-202 Method 215	- Temperature 25±5°C - Time: 3+0.5/-0 min - Solvent: Iso-propyl alcohol.	- No remarkable damage. - Cap Change: within the specified tolerance. -Q/D.F. value: NPO: Cap≥30pf; Q≥1000; Cap<30pF, Q≥400+20C. X7R: <table border="1" data-bbox="885 1228 1429 1564"> <thead> <tr> <th>RATED VOL.</th> <th>D.F. ≤</th> <th>EXCEPTION OF D.F. ≤</th> </tr> </thead> <tbody> <tr> <td rowspan="3">50V</td> <td rowspan="3">≤2.5%</td> <td>≤3% 0603≥0.047μF; 0805≥0.18μF; 1206≥0.47μF</td> </tr> <tr> <td>≤5% 1206≥4.7μF</td> </tr> <tr> <td>≤10% 0603≥1μF; 0805≥1μF; 1206≥4.7μF, 1210≥10μF</td> </tr> <tr> <td rowspan="3">35V</td> <td rowspan="3">≤3.5%</td> <td>≤10% 0805≥2.2μF; 1210≥10μF</td> </tr> <tr> <td>≤5% 0805≥1μF; 1210≥10μF</td> </tr> <tr> <td>≤7% 0603≥0.33μF; 1206≥4.7μF</td> </tr> <tr> <td rowspan="3">25V</td> <td rowspan="3">≤3.5%</td> <td>≤10% 0402≥0.10μF; 0603≥0.47μF; 0805≥2.2μF; 1206≥6.8μF; 1210≥22μF</td> </tr> <tr> <td>≤5% 0402≥0.033μF; 0603≥0.15μF; 0805≥0.68μF; 1206≥2.2μF; 1210≥4.7μF</td> </tr> <tr> <td>≤10% 0402≥0.22μF; 0603≥0.68μF; 0805≥2.2μF; 1206≥4.7μF; 1210≥22μF</td> </tr> <tr> <td rowspan="3">16V</td> <td rowspan="3">≤3.5%</td> <td>≤10% 0402≥0.33μF; 0603≥0.33μF; 0805≥2.2μF; 1206≥2.2μF; 1210≥22μF</td> </tr> <tr> <td>≤10% 0402≥0.33μF; 0603≥0.33μF; 0805≥2.2μF; 1206≥2.2μF; 1210≥22μF</td> </tr> <tr> <td>≤15% 0402≥1μF</td> </tr> <tr> <td rowspan="3">10V</td> <td rowspan="3">≤5%</td> <td>≤10% 0402≥1μF; 0603≥10μF; 0805≥4.7μF; 1206≥47μF; 1210≥100μF</td> </tr> <tr> <td>≤15% 0402≥1μF; 0603≥10μF; 0805≥4.7μF; 1206≥47μF; 1210≥100μF</td> </tr> <tr> <td>≤20% 0402≥2.2μF</td> </tr> <tr> <td>4V</td> <td>≤15%</td> <td>--- ---</td> </tr> </tbody> </table> -I.R.: ≥10GΩ OR RxC≥500Q-F whichever is smaller Class II (X7R) <table border="1" data-bbox="885 1617 1429 1764"> <thead> <tr> <th>RATED VOLTAGE</th> <th>INSULATION RESISTANCE</th> </tr> </thead> <tbody> <tr> <td>100V: X7R</td> <td rowspan="7">10GΩ or RxC≥100 Ω-F whichever is smaller.</td> </tr> <tr> <td>50V: 0603≥1μF; 0805≥1μF; 1206≥4.7μF; 1210≥4.7μF</td> </tr> <tr> <td>35V: 0805≥2.2μF; 1210≥10μF</td> </tr> <tr> <td>25V: 0402≥1μF; 0603≥2.2μF; 0805≥2.2μF; 1206≥10μF; 1210≥10μF</td> </tr> <tr> <td>16V: 0402≥0.22μF; 0603≥1μF; 0805≥2.2μF; 1206≥10μF; 1210≥47μF</td> </tr> <tr> <td>10V: 0402≥0.47μF; 0603≥0.47μF; 0805≥2.2μF; 1206≥4.7μF; 1210≥47μF</td> </tr> <tr> <td>6.3V; 4V</td> </tr> </tbody> </table>	RATED VOL.	D.F. ≤	EXCEPTION OF D.F. ≤	50V	≤2.5%	≤3% 0603≥0.047μF; 0805≥0.18μF; 1206≥0.47μF	≤5% 1206≥4.7μF	≤10% 0603≥1μF; 0805≥1μF; 1206≥4.7μF, 1210≥10μF	35V	≤3.5%	≤10% 0805≥2.2μF; 1210≥10μF	≤5% 0805≥1μF; 1210≥10μF	≤7% 0603≥0.33μF; 1206≥4.7μF	25V	≤3.5%	≤10% 0402≥0.10μF; 0603≥0.47μF; 0805≥2.2μF; 1206≥6.8μF; 1210≥22μF	≤5% 0402≥0.033μF; 0603≥0.15μF; 0805≥0.68μF; 1206≥2.2μF; 1210≥4.7μF	≤10% 0402≥0.22μF; 0603≥0.68μF; 0805≥2.2μF; 1206≥4.7μF; 1210≥22μF	16V	≤3.5%	≤10% 0402≥0.33μF; 0603≥0.33μF; 0805≥2.2μF; 1206≥2.2μF; 1210≥22μF	≤10% 0402≥0.33μF; 0603≥0.33μF; 0805≥2.2μF; 1206≥2.2μF; 1210≥22μF	≤15% 0402≥1μF	10V	≤5%	≤10% 0402≥1μF; 0603≥10μF; 0805≥4.7μF; 1206≥47μF; 1210≥100μF	≤15% 0402≥1μF; 0603≥10μF; 0805≥4.7μF; 1206≥47μF; 1210≥100μF	≤20% 0402≥2.2μF	4V	≤15%	--- ---	RATED VOLTAGE	INSULATION RESISTANCE	100V: X7R	10GΩ or RxC≥100 Ω-F whichever is smaller.	50V: 0603≥1μF; 0805≥1μF; 1206≥4.7μF; 1210≥4.7μF	35V: 0805≥2.2μF; 1210≥10μF	25V: 0402≥1μF; 0603≥2.2μF; 0805≥2.2μF; 1206≥10μF; 1210≥10μF	16V: 0402≥0.22μF; 0603≥1μF; 0805≥2.2μF; 1206≥10μF; 1210≥47μF	10V: 0402≥0.47μF; 0603≥0.47μF; 0805≥2.2μF; 1206≥4.7μF; 1210≥47μF	6.3V; 4V				
RATED VOL.	D.F. ≤	EXCEPTION OF D.F. ≤																																														
50V	≤2.5%	≤3% 0603≥0.047μF; 0805≥0.18μF; 1206≥0.47μF																																														
		≤5% 1206≥4.7μF																																														
		≤10% 0603≥1μF; 0805≥1μF; 1206≥4.7μF, 1210≥10μF																																														
35V	≤3.5%	≤10% 0805≥2.2μF; 1210≥10μF																																														
		≤5% 0805≥1μF; 1210≥10μF																																														
		≤7% 0603≥0.33μF; 1206≥4.7μF																																														
25V	≤3.5%	≤10% 0402≥0.10μF; 0603≥0.47μF; 0805≥2.2μF; 1206≥6.8μF; 1210≥22μF																																														
		≤5% 0402≥0.033μF; 0603≥0.15μF; 0805≥0.68μF; 1206≥2.2μF; 1210≥4.7μF																																														
		≤10% 0402≥0.22μF; 0603≥0.68μF; 0805≥2.2μF; 1206≥4.7μF; 1210≥22μF																																														
16V	≤3.5%	≤10% 0402≥0.33μF; 0603≥0.33μF; 0805≥2.2μF; 1206≥2.2μF; 1210≥22μF																																														
		≤10% 0402≥0.33μF; 0603≥0.33μF; 0805≥2.2μF; 1206≥2.2μF; 1210≥22μF																																														
		≤15% 0402≥1μF																																														
10V	≤5%	≤10% 0402≥1μF; 0603≥10μF; 0805≥4.7μF; 1206≥47μF; 1210≥100μF																																														
		≤15% 0402≥1μF; 0603≥10μF; 0805≥4.7μF; 1206≥47μF; 1210≥100μF																																														
		≤20% 0402≥2.2μF																																														
4V	≤15%	--- ---																																														
RATED VOLTAGE	INSULATION RESISTANCE																																															
100V: X7R	10GΩ or RxC≥100 Ω-F whichever is smaller.																																															
50V: 0603≥1μF; 0805≥1μF; 1206≥4.7μF; 1210≥4.7μF																																																
35V: 0805≥2.2μF; 1210≥10μF																																																
25V: 0402≥1μF; 0603≥2.2μF; 0805≥2.2μF; 1206≥10μF; 1210≥10μF																																																
16V: 0402≥0.22μF; 0603≥1μF; 0805≥2.2μF; 1206≥10μF; 1210≥47μF																																																
10V: 0402≥0.47μF; 0603≥0.47μF; 0805≥2.2μF; 1206≥4.7μF; 1210≥47μF																																																
6.3V; 4V																																																



NO.	AEC-Q200 TEST ITEM	AEC-Q200 TEST CONDITION	REQUIREMENTS																																								
11.	Mechanical Shock MIL-STD-202 Method 213	- Peak value: 1500g's - Wave: 1/2 sine. - Veolicy: 15.4ft/sec - Three shocks in each direction should be applied along 3 mutually perpendicular axes of the test specimen (18 shocks)	- No remarkable damage. - Cap.: within the specified tolerance -Q/D.F. value: NPO: Cap30pF, Q ₂ ≥1000; Cap<30pF, Q ₂ ≥400+20C X7R: <table border="1" data-bbox="982 331 1528 674"> <thead> <tr> <th>RATED VOL.</th> <th>D.F. ≤</th> <th>EXCEPTION OF D.F. ≤</th> </tr> </thead> <tbody> <tr> <td rowspan="2">50V</td> <td rowspan="2">≤2.5%</td> <td>≤3% 0603≥0.047μF; 0805≥0.18μF; 1206≥0.47μF</td> </tr> <tr> <td>≤5% 1206≥4.7μF</td> </tr> <tr> <td rowspan="2">35V</td> <td rowspan="2">≤3.5%</td> <td>≤10% 0603≥1μF; 0805≥1μF; 1206≥4.7μF; 1210≥10μF</td> </tr> <tr> <td>≤5% 0805≥2.2μF; 1210≥10μF</td> </tr> <tr> <td rowspan="2">25V</td> <td rowspan="2">≤3.5%</td> <td>≤5% 0805≥1μF; 1210≥10μF</td> </tr> <tr> <td>≤7% 0603≥0.33μF; 1206≥4.7μF</td> </tr> <tr> <td rowspan="2">16V</td> <td rowspan="2">≤3.5%</td> <td>≤10% 0402≥0.10μF; 0603≥0.47μF; 0805≥2.2μF; 1206≥6.8μF; 1210≥22μF</td> </tr> <tr> <td>≤5% 0402≥0.033μF; 0603≥0.15μF; 0805≥0.68μF; 1206≥2.2μF; 1210≥4.7μF</td> </tr> <tr> <td rowspan="2">10V</td> <td rowspan="2">≤5%</td> <td>≤10% 0402≥0.22μF; 0603≥0.68μF; 0805≥2.2μF; 1206≥4.7μF; 1210≥22μF</td> </tr> <tr> <td>≤15% 0402≥1μF</td> </tr> <tr> <td rowspan="2">6.3V</td> <td rowspan="2">≤10%</td> <td>≤15% 0402≥1μF; 0603≥10μF; 0805≥4.7μF; 1206≥47μF; 1210≥100μF</td> </tr> <tr> <td>≤20% 0402≥2.2μF</td> </tr> <tr> <td>4V</td> <td>≤15%</td> <td>---</td> </tr> </tbody> </table> <p>*I.R.: ≥10GΩ OR RxC≥5000Ω-F whichever is smaller.</p> <table border="1" data-bbox="954 716 1528 873"> <thead> <tr> <th>RATED VOLTAGE</th> <th>INSULATION RESISTANCE</th> </tr> </thead> <tbody> <tr> <td>100V: X7R</td> <td rowspan="8">10GΩ or RxC≥100 Ω-F whichever is smaller.</td> </tr> <tr> <td>50V: 0603≥1μF; 0805≥1μF; 1206≥4.7μF; 1210≥4.7μF</td> </tr> <tr> <td>35V: 0805≥2.2μF; 1210≥10μF</td> </tr> <tr> <td>25V: 0402≥1μF; 0603≥2.2μF; 0805≥2.2μF; 1206≥10μF; 1210≥10μF</td> </tr> <tr> <td>16V: 0402≥0.22μF; 0603≥1μF; 0805≥2.2μF; 1206≥10μF; 1210≥47μF</td> </tr> <tr> <td>10V: 0402≥0.47μF; 0603≥0.47μF; 0805≥2.2μF; 1206≥4.7μF; 1210≥47μF</td> </tr> <tr> <td>6.3V: 4V</td> </tr> </tbody> </table>	RATED VOL.	D.F. ≤	EXCEPTION OF D.F. ≤	50V	≤2.5%	≤3% 0603≥0.047μF; 0805≥0.18μF; 1206≥0.47μF	≤5% 1206≥4.7μF	35V	≤3.5%	≤10% 0603≥1μF; 0805≥1μF; 1206≥4.7μF; 1210≥10μF	≤5% 0805≥2.2μF; 1210≥10μF	25V	≤3.5%	≤5% 0805≥1μF; 1210≥10μF	≤7% 0603≥0.33μF; 1206≥4.7μF	16V	≤3.5%	≤10% 0402≥0.10μF; 0603≥0.47μF; 0805≥2.2μF; 1206≥6.8μF; 1210≥22μF	≤5% 0402≥0.033μF; 0603≥0.15μF; 0805≥0.68μF; 1206≥2.2μF; 1210≥4.7μF	10V	≤5%	≤10% 0402≥0.22μF; 0603≥0.68μF; 0805≥2.2μF; 1206≥4.7μF; 1210≥22μF	≤15% 0402≥1μF	6.3V	≤10%	≤15% 0402≥1μF; 0603≥10μF; 0805≥4.7μF; 1206≥47μF; 1210≥100μF	≤20% 0402≥2.2μF	4V	≤15%	---	RATED VOLTAGE	INSULATION RESISTANCE	100V: X7R	10GΩ or RxC≥100 Ω-F whichever is smaller.	50V: 0603≥1μF; 0805≥1μF; 1206≥4.7μF; 1210≥4.7μF	35V: 0805≥2.2μF; 1210≥10μF	25V: 0402≥1μF; 0603≥2.2μF; 0805≥2.2μF; 1206≥10μF; 1210≥10μF	16V: 0402≥0.22μF; 0603≥1μF; 0805≥2.2μF; 1206≥10μF; 1210≥47μF	10V: 0402≥0.47μF; 0603≥0.47μF; 0805≥2.2μF; 1206≥4.7μF; 1210≥47μF	6.3V: 4V
RATED VOL.	D.F. ≤	EXCEPTION OF D.F. ≤																																									
50V	≤2.5%	≤3% 0603≥0.047μF; 0805≥0.18μF; 1206≥0.47μF																																									
		≤5% 1206≥4.7μF																																									
35V	≤3.5%	≤10% 0603≥1μF; 0805≥1μF; 1206≥4.7μF; 1210≥10μF																																									
		≤5% 0805≥2.2μF; 1210≥10μF																																									
25V	≤3.5%	≤5% 0805≥1μF; 1210≥10μF																																									
		≤7% 0603≥0.33μF; 1206≥4.7μF																																									
16V	≤3.5%	≤10% 0402≥0.10μF; 0603≥0.47μF; 0805≥2.2μF; 1206≥6.8μF; 1210≥22μF																																									
		≤5% 0402≥0.033μF; 0603≥0.15μF; 0805≥0.68μF; 1206≥2.2μF; 1210≥4.7μF																																									
10V	≤5%	≤10% 0402≥0.22μF; 0603≥0.68μF; 0805≥2.2μF; 1206≥4.7μF; 1210≥22μF																																									
		≤15% 0402≥1μF																																									
6.3V	≤10%	≤15% 0402≥1μF; 0603≥10μF; 0805≥4.7μF; 1206≥47μF; 1210≥100μF																																									
		≤20% 0402≥2.2μF																																									
4V	≤15%	---																																									
RATED VOLTAGE	INSULATION RESISTANCE																																										
100V: X7R	10GΩ or RxC≥100 Ω-F whichever is smaller.																																										
50V: 0603≥1μF; 0805≥1μF; 1206≥4.7μF; 1210≥4.7μF																																											
35V: 0805≥2.2μF; 1210≥10μF																																											
25V: 0402≥1μF; 0603≥2.2μF; 0805≥2.2μF; 1206≥10μF; 1210≥10μF																																											
16V: 0402≥0.22μF; 0603≥1μF; 0805≥2.2μF; 1206≥10μF; 1210≥47μF																																											
10V: 0402≥0.47μF; 0603≥0.47μF; 0805≥2.2μF; 1206≥4.7μF; 1210≥47μF																																											
6.3V: 4V																																											
12.		Vibration MIL-STD-202 Method 204	- Vibration frequency: 10~2000 Hz/min. (5g's for 20 min) - Total Amplitude: 1.5mm - 12 cycles each of 3 orientations (36 times)	- No remarkable damage. - Cap Change: within the specified tolerance -Q/D.F. value: NPO: C ₂ ≥30pF, Q ₂ ≥1000; Cap<30pF, Q ₂ ≥400+20C X7R: <table border="1" data-bbox="982 1024 1528 1367"> <thead> <tr> <th>RATED VOL.</th> <th>D.F. ≤</th> <th>EXCEPTION OF D.F. ≤</th> </tr> </thead> <tbody> <tr> <td rowspan="2">≥50V</td> <td rowspan="2">≤2.5%</td> <td>≤3% 0603≥0.047μF; 0805≥0.18μF; 1206≥0.47μF</td> </tr> <tr> <td>≤5% 1206≥4.7μF</td> </tr> <tr> <td rowspan="2">35V</td> <td rowspan="2">≤3.5%</td> <td>≤10% 0603≥1μF; 0805≥1μF; 1206≥4.7μF; 1210≥10μF</td> </tr> <tr> <td>≤5% 0805≥2.2μF; 1210≥10μF</td> </tr> <tr> <td rowspan="2">25V</td> <td rowspan="2">≤3.5%</td> <td>≤7% 0603≥0.33μF; 1206≥4.7μF</td> </tr> <tr> <td>≤10% 0402≥0.10μF; 0603≥0.47μF; 0805≥2.2μF; 1206≥6.8μF; 1210≥22μF</td> </tr> <tr> <td rowspan="2">16V</td> <td rowspan="2">≤3.5%</td> <td>≤5% 0402≥0.033μF; 0603≥0.15μF; 0805≥0.68μF; 1206≥2.2μF; 1210≥4.7μF</td> </tr> <tr> <td>≤10% 0402≥0.22μF; 0603≥0.68μF; 0805≥2.2μF; 1206≥4.7μF; 1210≥22μF</td> </tr> <tr> <td rowspan="2">10V</td> <td rowspan="2">≤5%</td> <td>≤10% 0402≥0.33μF; 0603≥0.33μF; 0805≥2.2μF; 1206≥2.2μF; 1210≥22μF</td> </tr> <tr> <td>≤15% 0402≥1μF</td> </tr> <tr> <td rowspan="2">6.3V</td> <td rowspan="2">≤10%</td> <td>≤15% 0402≥1μF; 0603≥10μF; 0805≥4.7μF; 1206≥47μF; 1210≥100μF</td> </tr> <tr> <td>≤20% 0402≥2.2μF</td> </tr> <tr> <td>4V</td> <td>≤15%</td> <td>---</td> </tr> </tbody> </table> <p>*I.R.: ≥1GΩ OR RxC≥50Ω-F whichever is smaller.</p> <table border="1" data-bbox="954 1409 1528 1566"> <thead> <tr> <th>RATED VOLTAGE</th> <th>INSULATION RESISTANCE</th> </tr> </thead> <tbody> <tr> <td>100V: X7R</td> <td rowspan="8">10MΩ or RxC≥100 Ω-F whichever is smaller.</td> </tr> <tr> <td>50V: 0603≥1μF; 0805≥1μF; 1206≥4.7μF; 1210≥4.7μF</td> </tr> <tr> <td>35V: 0805≥2.2μF; 1210≥10μF</td> </tr> <tr> <td>25V: 0402≥1μF; 0603≥2.2μF; 0805≥2.2μF; 1206≥10μF; 1210≥10μF</td> </tr> <tr> <td>16V: 0402≥0.22μF; 0603≥1μF; 0805≥2.2μF; 1206≥10μF; 1210≥47μF</td> </tr> <tr> <td>10V: 0402≥0.47μF; 0603≥0.47μF; 0805≥2.2μF; 1206≥4.7μF; 1210≥47μF</td> </tr> <tr> <td>6.3V: 4V</td> </tr> </tbody> </table>	RATED VOL.	D.F. ≤	EXCEPTION OF D.F. ≤	≥50V	≤2.5%	≤3% 0603≥0.047μF; 0805≥0.18μF; 1206≥0.47μF	≤5% 1206≥4.7μF	35V	≤3.5%	≤10% 0603≥1μF; 0805≥1μF; 1206≥4.7μF; 1210≥10μF	≤5% 0805≥2.2μF; 1210≥10μF	25V	≤3.5%	≤7% 0603≥0.33μF; 1206≥4.7μF	≤10% 0402≥0.10μF; 0603≥0.47μF; 0805≥2.2μF; 1206≥6.8μF; 1210≥22μF	16V	≤3.5%	≤5% 0402≥0.033μF; 0603≥0.15μF; 0805≥0.68μF; 1206≥2.2μF; 1210≥4.7μF	≤10% 0402≥0.22μF; 0603≥0.68μF; 0805≥2.2μF; 1206≥4.7μF; 1210≥22μF	10V	≤5%	≤10% 0402≥0.33μF; 0603≥0.33μF; 0805≥2.2μF; 1206≥2.2μF; 1210≥22μF	≤15% 0402≥1μF	6.3V	≤10%	≤15% 0402≥1μF; 0603≥10μF; 0805≥4.7μF; 1206≥47μF; 1210≥100μF	≤20% 0402≥2.2μF	4V	≤15%	---	RATED VOLTAGE	INSULATION RESISTANCE	100V: X7R	10MΩ or RxC≥100 Ω-F whichever is smaller.	50V: 0603≥1μF; 0805≥1μF; 1206≥4.7μF; 1210≥4.7μF	35V: 0805≥2.2μF; 1210≥10μF	25V: 0402≥1μF; 0603≥2.2μF; 0805≥2.2μF; 1206≥10μF; 1210≥10μF	16V: 0402≥0.22μF; 0603≥1μF; 0805≥2.2μF; 1206≥10μF; 1210≥47μF	10V: 0402≥0.47μF; 0603≥0.47μF; 0805≥2.2μF; 1206≥4.7μF; 1210≥47μF
RATED VOL.	D.F. ≤	EXCEPTION OF D.F. ≤																																									
≥50V	≤2.5%	≤3% 0603≥0.047μF; 0805≥0.18μF; 1206≥0.47μF																																									
		≤5% 1206≥4.7μF																																									
35V	≤3.5%	≤10% 0603≥1μF; 0805≥1μF; 1206≥4.7μF; 1210≥10μF																																									
		≤5% 0805≥2.2μF; 1210≥10μF																																									
25V	≤3.5%	≤7% 0603≥0.33μF; 1206≥4.7μF																																									
		≤10% 0402≥0.10μF; 0603≥0.47μF; 0805≥2.2μF; 1206≥6.8μF; 1210≥22μF																																									
16V	≤3.5%	≤5% 0402≥0.033μF; 0603≥0.15μF; 0805≥0.68μF; 1206≥2.2μF; 1210≥4.7μF																																									
		≤10% 0402≥0.22μF; 0603≥0.68μF; 0805≥2.2μF; 1206≥4.7μF; 1210≥22μF																																									
10V	≤5%	≤10% 0402≥0.33μF; 0603≥0.33μF; 0805≥2.2μF; 1206≥2.2μF; 1210≥22μF																																									
		≤15% 0402≥1μF																																									
6.3V	≤10%	≤15% 0402≥1μF; 0603≥10μF; 0805≥4.7μF; 1206≥47μF; 1210≥100μF																																									
		≤20% 0402≥2.2μF																																									
4V	≤15%	---																																									
RATED VOLTAGE	INSULATION RESISTANCE																																										
100V: X7R	10MΩ or RxC≥100 Ω-F whichever is smaller.																																										
50V: 0603≥1μF; 0805≥1μF; 1206≥4.7μF; 1210≥4.7μF																																											
35V: 0805≥2.2μF; 1210≥10μF																																											
25V: 0402≥1μF; 0603≥2.2μF; 0805≥2.2μF; 1206≥10μF; 1210≥10μF																																											
16V: 0402≥0.22μF; 0603≥1μF; 0805≥2.2μF; 1206≥10μF; 1210≥47μF																																											
10V: 0402≥0.47μF; 0603≥0.47μF; 0805≥2.2μF; 1206≥4.7μF; 1210≥47μF																																											
6.3V: 4V																																											



NO.	AEC-Q200 TEST ITEM	AEC-Q200 TEST CONDITION	REQUIREMENTS																																																						
13.	Resistance to Soldering Heat MIL-STD-202 Method 210	- Solder temperature: 270±5°C - Dipping time: 10±1 sec - Before initial measurement (X7R only): perform 150+0/-10°C for 1 hr and then set 24±2 hrs at room temp. - Measurement to be made after keeping at room temp. for 24±2 hrs.	- No remarkable damage. - Cap change: NPO: within ±2.5% or 0.25pF whichever is larger X7R: within 7.5% -Q/D.F. value: NPO: Cap≥30pF, Q≥1000; Cap<30pF, Q≥400+20C X7R: <table border="1" data-bbox="889 344 1429 680"> <thead> <tr> <th>RATED VOL.</th> <th>D.F. ≤</th> <th>EXCEPTION OF D.F. ≤</th> </tr> </thead> <tbody> <tr> <td rowspan="3">≥50V</td> <td rowspan="3">≤2.5%</td> <td>≤3% 0603≥0.047μF; 0805≥0.18μF; 1206≥0.47μF</td> </tr> <tr> <td>≤5% 1210≥4.7uF</td> </tr> <tr> <td>≤10% 0603≥1μF; 0805≥1μF; 1206≥4.7μF; 1210≥10μF</td> </tr> <tr> <td rowspan="3">35V</td> <td rowspan="3">≤3.5%</td> <td>≤10% 0805≥2.2μF; 1210≥10μF</td> </tr> <tr> <td>≤5% 0805≥1μF; 1210≥10μF</td> </tr> <tr> <td>≤7% 0603≥0.33μF; 1206≥4.7μF</td> </tr> <tr> <td rowspan="3">25V</td> <td rowspan="3">≤3.5%</td> <td>≤5% 0402≥0.10μF; 0603≥0.47μF; 0805≥2.2μF; 1206≥6.8μF; 1210≥22μF</td> </tr> <tr> <td>≤10% 0402≥0.033μF; 0603≥0.15μF; 0805≥0.68μF; 1206≥2.2μF; 1210≥4.7μF</td> </tr> <tr> <td>≤10% 0402≥0.22μF; 0603≥0.68μF; 0805≥2.2μF; 1206≥4.7μF; 1210≥22μF</td> </tr> <tr> <td rowspan="3">16V</td> <td rowspan="3">≤3.5%</td> <td>≤10% 0402≥0.33μF; 0603≥0.33μF; 0805≥2.2μF; 1206≥2.2μF; 1210≥22μF</td> </tr> <tr> <td>≤5% 0402≥1μF</td> </tr> <tr> <td>≤15% 0402≥1μF</td> </tr> <tr> <td rowspan="3">10V</td> <td rowspan="3">≤5%</td> <td>≤10% 0402≥1μF; 0603≥10μF; 0805≥4.7μF; 1206≥47μF; 1210≥100μF</td> </tr> <tr> <td>≤20% 0402≥2.2μF</td> </tr> <tr> <td>---</td> </tr> <tr> <td>6.3V</td> <td>≤10%</td> <td>---</td> </tr> <tr> <td>4V</td> <td>≤15%</td> <td>---</td> </tr> </tbody> </table> <p>*I.R.: ≥10GΩ OR RxC≥500Ω-F whichever is smaller.</p> <table border="1" data-bbox="889 722 1429 869"> <thead> <tr> <th>RATED VOLTAGE</th> <th>INSULATION RESISTANCE</th> </tr> </thead> <tbody> <tr> <td>100V: X7R</td> <td rowspan="10">10GΩ or RxC≥100 Ω-F whichever is smaller.</td> </tr> <tr> <td>50V: 0603≥1μF; 0805≥1μF; 1206≥4.7μF; 1210≥4.7μF</td> </tr> <tr> <td>35V: 0805≥2.2μF; 1210≥10μF</td> </tr> <tr> <td>25V: 0402≥1μF; 0603≥2.2μF; 0805≥2.2μF; 1206≥10μF; 1210≥10μF</td> </tr> <tr> <td>16V: 0402≥0.22μF; 0603≥1μF; 0805≥2.2μF; 1206≥10μF; 1210≥47μF</td> </tr> <tr> <td>10V: 0402≥0.47μF; 0603≥0.47μF; 0805≥2.2μF; 1206≥4.7μF; 1210≥47μF</td> </tr> <tr> <td>6.3V; 4V</td> </tr> </tbody> </table>	RATED VOL.	D.F. ≤	EXCEPTION OF D.F. ≤	≥50V	≤2.5%	≤3% 0603≥0.047μF; 0805≥0.18μF; 1206≥0.47μF	≤5% 1210≥4.7uF	≤10% 0603≥1μF; 0805≥1μF; 1206≥4.7μF; 1210≥10μF	35V	≤3.5%	≤10% 0805≥2.2μF; 1210≥10μF	≤5% 0805≥1μF; 1210≥10μF	≤7% 0603≥0.33μF; 1206≥4.7μF	25V	≤3.5%	≤5% 0402≥0.10μF; 0603≥0.47μF; 0805≥2.2μF; 1206≥6.8μF; 1210≥22μF	≤10% 0402≥0.033μF; 0603≥0.15μF; 0805≥0.68μF; 1206≥2.2μF; 1210≥4.7μF	≤10% 0402≥0.22μF; 0603≥0.68μF; 0805≥2.2μF; 1206≥4.7μF; 1210≥22μF	16V	≤3.5%	≤10% 0402≥0.33μF; 0603≥0.33μF; 0805≥2.2μF; 1206≥2.2μF; 1210≥22μF	≤5% 0402≥1μF	≤15% 0402≥1μF	10V	≤5%	≤10% 0402≥1μF; 0603≥10μF; 0805≥4.7μF; 1206≥47μF; 1210≥100μF	≤20% 0402≥2.2μF	---	6.3V	≤10%	---	4V	≤15%	---	RATED VOLTAGE	INSULATION RESISTANCE	100V: X7R	10GΩ or RxC≥100 Ω-F whichever is smaller.	50V: 0603≥1μF; 0805≥1μF; 1206≥4.7μF; 1210≥4.7μF	35V: 0805≥2.2μF; 1210≥10μF	25V: 0402≥1μF; 0603≥2.2μF; 0805≥2.2μF; 1206≥10μF; 1210≥10μF	16V: 0402≥0.22μF; 0603≥1μF; 0805≥2.2μF; 1206≥10μF; 1210≥47μF	10V: 0402≥0.47μF; 0603≥0.47μF; 0805≥2.2μF; 1206≥4.7μF; 1210≥47μF	6.3V; 4V										
RATED VOL.	D.F. ≤	EXCEPTION OF D.F. ≤																																																							
≥50V	≤2.5%	≤3% 0603≥0.047μF; 0805≥0.18μF; 1206≥0.47μF																																																							
		≤5% 1210≥4.7uF																																																							
		≤10% 0603≥1μF; 0805≥1μF; 1206≥4.7μF; 1210≥10μF																																																							
35V	≤3.5%	≤10% 0805≥2.2μF; 1210≥10μF																																																							
		≤5% 0805≥1μF; 1210≥10μF																																																							
		≤7% 0603≥0.33μF; 1206≥4.7μF																																																							
25V	≤3.5%	≤5% 0402≥0.10μF; 0603≥0.47μF; 0805≥2.2μF; 1206≥6.8μF; 1210≥22μF																																																							
		≤10% 0402≥0.033μF; 0603≥0.15μF; 0805≥0.68μF; 1206≥2.2μF; 1210≥4.7μF																																																							
		≤10% 0402≥0.22μF; 0603≥0.68μF; 0805≥2.2μF; 1206≥4.7μF; 1210≥22μF																																																							
16V	≤3.5%	≤10% 0402≥0.33μF; 0603≥0.33μF; 0805≥2.2μF; 1206≥2.2μF; 1210≥22μF																																																							
		≤5% 0402≥1μF																																																							
		≤15% 0402≥1μF																																																							
10V	≤5%	≤10% 0402≥1μF; 0603≥10μF; 0805≥4.7μF; 1206≥47μF; 1210≥100μF																																																							
		≤20% 0402≥2.2μF																																																							

6.3V	≤10%	---																																																							
4V	≤15%	---																																																							
RATED VOLTAGE	INSULATION RESISTANCE																																																								
100V: X7R	10GΩ or RxC≥100 Ω-F whichever is smaller.																																																								
50V: 0603≥1μF; 0805≥1μF; 1206≥4.7μF; 1210≥4.7μF																																																									
35V: 0805≥2.2μF; 1210≥10μF																																																									
25V: 0402≥1μF; 0603≥2.2μF; 0805≥2.2μF; 1206≥10μF; 1210≥10μF																																																									
16V: 0402≥0.22μF; 0603≥1μF; 0805≥2.2μF; 1206≥10μF; 1210≥47μF																																																									
10V: 0402≥0.47μF; 0603≥0.47μF; 0805≥2.2μF; 1206≥4.7μF; 1210≥47μF																																																									
6.3V; 4V																																																									
14.		Thermal Shock MIL-STD-202 Method 107	- Conduct 300 cycles according to the temperatures and time. <table border="1" data-bbox="305 953 558 1003"> <thead> <tr> <th>STEP</th> <th>TEMP. (°C)</th> <th>TIME (MIN.)</th> </tr> </thead> <tbody> <tr> <td>1</td> <td>-55°C +0/-3</td> <td>15±3</td> </tr> <tr> <td>2</td> <td>+125°C +3/-0</td> <td>15±3</td> </tr> </tbody> </table> - Max. transfer time: 20 sec. - Before initial measurement (X7R only): perform 150+0/-10°C for 1 hr and then set for 24±2 hrs at room temp. - Measurement to be made after keeping at room temp for 24±2 hrs.	STEP	TEMP. (°C)	TIME (MIN.)	1	-55°C +0/-3	15±3	2	+125°C +3/-0	15±3	- No remarkable damage. - Cap change: NPO: within ±2.5% or 0.25pF whichever is larger X7R: within 10.0% -Q/D.F. value: NPO: Cap≥30pF, Q≥1000; Cap<30pF, Q≥400+20C X7R: <table border="1" data-bbox="889 1037 1429 1331"> <thead> <tr> <th>RATED VOL.</th> <th>D.F. ≤</th> <th>EXCEPTION OF D.F. ≤</th> </tr> </thead> <tbody> <tr> <td rowspan="3">≥50V</td> <td rowspan="3">≤3%</td> <td>≤6% 0603≥0.047μF; 0805≥0.18μF; 1206≥0.47μF</td> </tr> <tr> <td>≤10% 1210≥4.7uF</td> </tr> <tr> <td>≤20% 0603≥1μF; 0805≥1μF; 1206≥4.7μF; 1210≥10μF</td> </tr> <tr> <td rowspan="3">35V</td> <td rowspan="3">≤5%</td> <td>≤20% 0805≥2.2μF; 1210≥10μF</td> </tr> <tr> <td>≤10% 0805≥1μF; 1210≥10μF</td> </tr> <tr> <td>≤14% 0603≥0.33μF; 1206≥4.7μF</td> </tr> <tr> <td rowspan="3">25V</td> <td rowspan="3">≤5%</td> <td>≤15% 0402≥0.10μF; 0603≥0.47μF; 0805≥2.2μF; 1206≥6.8μF; 1210≥22μF</td> </tr> <tr> <td>≤10% 0603≥0.15μF; 0805≥0.68μF; 1206≥2.2μF; 1210≥4.7μF</td> </tr> <tr> <td>≤15% 0402≥0.033μF; 0603≥0.68μF; 0805≥2.2μF; 1206≥4.7μF; 1210≥22μF</td> </tr> <tr> <td rowspan="3">16V</td> <td rowspan="3">≤5%</td> <td>≤15% 0402≥0.33μF; 0603≥0.33μF; 0805≥2.2μF; 1206≥2.2μF; 1210≥22μF</td> </tr> <tr> <td>≤15% 0402≥1μF</td> </tr> <tr> <td>≤20% 0402≥1μF</td> </tr> <tr> <td rowspan="3">10V</td> <td rowspan="3">≤7.5%</td> <td>≤30% 0402≥1μF; 0603≥10μF; 0805≥4.7μF; 1206≥47μF; 1210≥100μF</td> </tr> <tr> <td>≤15% 0402≥2.2μF</td> </tr> <tr> <td>---</td> </tr> <tr> <td>6.3V</td> <td>≤15%</td> <td>---</td> </tr> <tr> <td>4V</td> <td>≤20%</td> <td>---</td> </tr> </tbody> </table> <p>*I.R.: ≥1GΩ OR RxC≥50Ω-F whichever is smaller.</p> <table border="1" data-bbox="889 1415 1429 1562"> <thead> <tr> <th>RATED VOLTAGE</th> <th>INSULATION RESISTANCE</th> </tr> </thead> <tbody> <tr> <td>100V: X7R</td> <td rowspan="10">10GΩ or RxC≥10 Ω-F whichever is smaller.</td> </tr> <tr> <td>50V: 0603≥1μF; 0805≥1μF; 1206≥4.7μF; 1210≥4.7μF</td> </tr> <tr> <td>35V: 0805≥2.2μF; 1210≥10μF</td> </tr> <tr> <td>25V: 0402≥1μF; 0603≥2.2μF; 0805≥2.2μF; 1206≥10μF; 1210≥10μF</td> </tr> <tr> <td>16V: 0402≥0.22μF; 0603≥1μF; 0805≥2.2μF; 1206≥10μF; 1210≥47μF</td> </tr> <tr> <td>10V: 0402≥0.47μF; 0603≥0.47μF; 0805≥2.2μF; 1206≥4.7μF; 1210≥47μF</td> </tr> <tr> <td>6.3V; 4V</td> </tr> </tbody> </table>	RATED VOL.	D.F. ≤	EXCEPTION OF D.F. ≤	≥50V	≤3%	≤6% 0603≥0.047μF; 0805≥0.18μF; 1206≥0.47μF	≤10% 1210≥4.7uF	≤20% 0603≥1μF; 0805≥1μF; 1206≥4.7μF; 1210≥10μF	35V	≤5%	≤20% 0805≥2.2μF; 1210≥10μF	≤10% 0805≥1μF; 1210≥10μF	≤14% 0603≥0.33μF; 1206≥4.7μF	25V	≤5%	≤15% 0402≥0.10μF; 0603≥0.47μF; 0805≥2.2μF; 1206≥6.8μF; 1210≥22μF	≤10% 0603≥0.15μF; 0805≥0.68μF; 1206≥2.2μF; 1210≥4.7μF	≤15% 0402≥0.033μF; 0603≥0.68μF; 0805≥2.2μF; 1206≥4.7μF; 1210≥22μF	16V	≤5%	≤15% 0402≥0.33μF; 0603≥0.33μF; 0805≥2.2μF; 1206≥2.2μF; 1210≥22μF	≤15% 0402≥1μF	≤20% 0402≥1μF	10V	≤7.5%	≤30% 0402≥1μF; 0603≥10μF; 0805≥4.7μF; 1206≥47μF; 1210≥100μF	≤15% 0402≥2.2μF	---	6.3V	≤15%	---	4V	≤20%	---	RATED VOLTAGE	INSULATION RESISTANCE	100V: X7R	10GΩ or RxC≥10 Ω-F whichever is smaller.	50V: 0603≥1μF; 0805≥1μF; 1206≥4.7μF; 1210≥4.7μF	35V: 0805≥2.2μF; 1210≥10μF	25V: 0402≥1μF; 0603≥2.2μF; 0805≥2.2μF; 1206≥10μF; 1210≥10μF	16V: 0402≥0.22μF; 0603≥1μF; 0805≥2.2μF; 1206≥10μF; 1210≥47μF	10V: 0402≥0.47μF; 0603≥0.47μF; 0805≥2.2μF; 1206≥4.7μF; 1210≥47μF	6.3V; 4V
STEP		TEMP. (°C)	TIME (MIN.)																																																						
1		-55°C +0/-3	15±3																																																						
2	+125°C +3/-0	15±3																																																							
RATED VOL.	D.F. ≤	EXCEPTION OF D.F. ≤																																																							
≥50V	≤3%	≤6% 0603≥0.047μF; 0805≥0.18μF; 1206≥0.47μF																																																							
		≤10% 1210≥4.7uF																																																							
		≤20% 0603≥1μF; 0805≥1μF; 1206≥4.7μF; 1210≥10μF																																																							
35V	≤5%	≤20% 0805≥2.2μF; 1210≥10μF																																																							
		≤10% 0805≥1μF; 1210≥10μF																																																							
		≤14% 0603≥0.33μF; 1206≥4.7μF																																																							
25V	≤5%	≤15% 0402≥0.10μF; 0603≥0.47μF; 0805≥2.2μF; 1206≥6.8μF; 1210≥22μF																																																							
		≤10% 0603≥0.15μF; 0805≥0.68μF; 1206≥2.2μF; 1210≥4.7μF																																																							
		≤15% 0402≥0.033μF; 0603≥0.68μF; 0805≥2.2μF; 1206≥4.7μF; 1210≥22μF																																																							
16V	≤5%	≤15% 0402≥0.33μF; 0603≥0.33μF; 0805≥2.2μF; 1206≥2.2μF; 1210≥22μF																																																							
		≤15% 0402≥1μF																																																							
		≤20% 0402≥1μF																																																							
10V	≤7.5%	≤30% 0402≥1μF; 0603≥10μF; 0805≥4.7μF; 1206≥47μF; 1210≥100μF																																																							
		≤15% 0402≥2.2μF																																																							

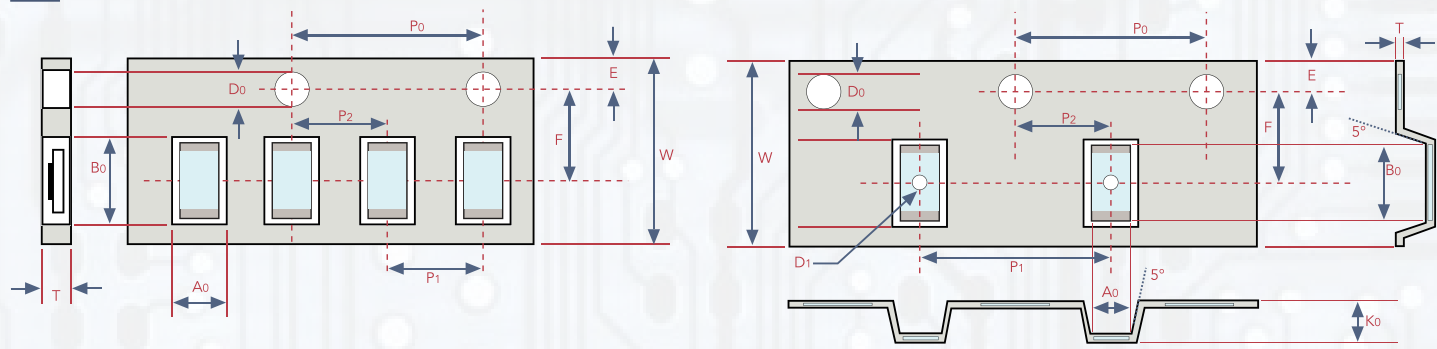
6.3V	≤15%	---																																																							
4V	≤20%	---																																																							
RATED VOLTAGE	INSULATION RESISTANCE																																																								
100V: X7R	10GΩ or RxC≥10 Ω-F whichever is smaller.																																																								
50V: 0603≥1μF; 0805≥1μF; 1206≥4.7μF; 1210≥4.7μF																																																									
35V: 0805≥2.2μF; 1210≥10μF																																																									
25V: 0402≥1μF; 0603≥2.2μF; 0805≥2.2μF; 1206≥10μF; 1210≥10μF																																																									
16V: 0402≥0.22μF; 0603≥1μF; 0805≥2.2μF; 1206≥10μF; 1210≥47μF																																																									
10V: 0402≥0.47μF; 0603≥0.47μF; 0805≥2.2μF; 1206≥4.7μF; 1210≥47μF																																																									
6.3V; 4V																																																									

NO.	AEC-Q200 TEST ITEM	AEC-Q200 TEST CONDITION	REQUIREMENTS																																																	
15.	ESD AEC-Q200-002	Per AEC-Q200-002	<p>- No remarkable damage. - Cap change: within the specified tolerance. - Q/D.F. value: NPO: Cap\geq30pF, Q\geq1000; Cap$<$30pF, Q\geq400+20C</p> <p>X7R:</p> <table border="1"> <thead> <tr> <th>RATED VOL.</th> <th>D.F. \leq</th> <th>EXCEPTION OF D.F. \leq</th> </tr> </thead> <tbody> <tr> <td rowspan="2">\geq50V</td> <td>\leq3%</td> <td>0603\geq0.047μF; 0805\geq0.18μF; 1206\geq0.47μF</td> </tr> <tr> <td>\leq5%</td> <td>1210\geq4.7μF</td> </tr> <tr> <td rowspan="2">35V</td> <td>\leq10%</td> <td>0603\geq1μF; 0805\geq1μF; 1206\geq4.7μF; 1210\geq10μF</td> </tr> <tr> <td>\leq3.5%</td> <td>0805\geq2.2μF; 1210\geq10μF</td> </tr> <tr> <td rowspan="2">25V</td> <td>\leq5%</td> <td>0805\geq1μF; 1210\geq10μF</td> </tr> <tr> <td>\leq3.5%</td> <td>\leq7% 0603\geq0.33μF; 1206\geq4.7μF</td> </tr> <tr> <td rowspan="2">16V</td> <td>\leq10%</td> <td>0402\geq0.10μF; 0603\geq0.47μF; 0805\geq2.2μF; 1206\geq6.8μF; 1210\geq22μF</td> </tr> <tr> <td>\leq3.5%</td> <td>\leq5% 0402\geq0.033μF; 0603\geq0.15μF; 0805\geq0.68μF; 1206\geq2.2μF; 1210\geq4.7μF</td> </tr> <tr> <td rowspan="2">10V</td> <td>\leq5%</td> <td>0402\geq0.22μF; 0603\geq0.68μF; 0805\geq2.2μF; 1206\geq4.7μF; 1210\geq22μF</td> </tr> <tr> <td>\leq10%</td> <td>0402\geq0.33μF; 0603\geq0.33μF; 0805\geq2.2μF; 1206\geq2.2μF; 1210\geq22μF</td> </tr> <tr> <td rowspan="2">6.3V</td> <td>\leq15%</td> <td>0402\geq1μF</td> </tr> <tr> <td>\leq10%</td> <td>0402\geq1μF; 0603\geq10μF; 0805\geq4.7μF; 1206\geq47μF; 1210\geq100μF</td> </tr> <tr> <td>4V</td> <td>\leq20%</td> <td>0402\geq2.2μF</td> </tr> <tr> <td>4V</td> <td>\leq15%</td> <td>---</td> </tr> </tbody> </table> <p>*I.R.: \geq10GΩ OR RxC\geq500Ω-F whichever is smaller.</p> <table border="1"> <thead> <tr> <th>RATED VOLTAGE</th> <th>INSULATION RESISTANCE</th> </tr> </thead> <tbody> <tr> <td>100V: X7R</td> <td rowspan="7">10GΩ or RxC\geq100 Ω-F whichever is smaller.</td> </tr> <tr> <td>50V: 0603\geq1μF; 0805\geq1μF; 1206\geq4.7μF; 1210\geq4.7μF</td> </tr> <tr> <td>35V: 0805\geq2.2μF; 1210\geq10μF</td> </tr> <tr> <td>25V: 0402\geq1μF; 0603\geq2.2μF; 0805\geq2.2μF; 1206\geq10μF; 1210\geq10μF</td> </tr> <tr> <td>16V: 0402\geq0.22μF; 0603\geq1μF; 0805\geq2.2μF; 1206\geq10μF; 1210\geq47μF</td> </tr> <tr> <td>10V: 0402\geq0.47μF; 0603\geq0.47μF; 0805\geq2.2μF; 1206\geq4.7μF; 1210\geq47μF</td> </tr> <tr> <td>6.3V; 4V</td> </tr> </tbody> </table>	RATED VOL.	D.F. \leq	EXCEPTION OF D.F. \leq	\geq 50V	\leq 3%	0603 \geq 0.047 μ F; 0805 \geq 0.18 μ F; 1206 \geq 0.47 μ F	\leq 5%	1210 \geq 4.7 μ F	35V	\leq 10%	0603 \geq 1 μ F; 0805 \geq 1 μ F; 1206 \geq 4.7 μ F; 1210 \geq 10 μ F	\leq 3.5%	0805 \geq 2.2 μ F; 1210 \geq 10 μ F	25V	\leq 5%	0805 \geq 1 μ F; 1210 \geq 10 μ F	\leq 3.5%	\leq 7% 0603 \geq 0.33 μ F; 1206 \geq 4.7 μ F	16V	\leq 10%	0402 \geq 0.10 μ F; 0603 \geq 0.47 μ F; 0805 \geq 2.2 μ F; 1206 \geq 6.8 μ F; 1210 \geq 22 μ F	\leq 3.5%	\leq 5% 0402 \geq 0.033 μ F; 0603 \geq 0.15 μ F; 0805 \geq 0.68 μ F; 1206 \geq 2.2 μ F; 1210 \geq 4.7 μ F	10V	\leq 5%	0402 \geq 0.22 μ F; 0603 \geq 0.68 μ F; 0805 \geq 2.2 μ F; 1206 \geq 4.7 μ F; 1210 \geq 22 μ F	\leq 10%	0402 \geq 0.33 μ F; 0603 \geq 0.33 μ F; 0805 \geq 2.2 μ F; 1206 \geq 2.2 μ F; 1210 \geq 22 μ F	6.3V	\leq 15%	0402 \geq 1 μ F	\leq 10%	0402 \geq 1 μ F; 0603 \geq 10 μ F; 0805 \geq 4.7 μ F; 1206 \geq 47 μ F; 1210 \geq 100 μ F	4V	\leq 20%	0402 \geq 2.2 μ F	4V	\leq 15%	---	RATED VOLTAGE	INSULATION RESISTANCE	100V: X7R	10G Ω or RxC \geq 100 Ω -F whichever is smaller.	50V: 0603 \geq 1 μ F; 0805 \geq 1 μ F; 1206 \geq 4.7 μ F; 1210 \geq 4.7 μ F	35V: 0805 \geq 2.2 μ F; 1210 \geq 10 μ F	25V: 0402 \geq 1 μ F; 0603 \geq 2.2 μ F; 0805 \geq 2.2 μ F; 1206 \geq 10 μ F; 1210 \geq 10 μ F	16V: 0402 \geq 0.22 μ F; 0603 \geq 1 μ F; 0805 \geq 2.2 μ F; 1206 \geq 10 μ F; 1210 \geq 47 μ F	10V: 0402 \geq 0.47 μ F; 0603 \geq 0.47 μ F; 0805 \geq 2.2 μ F; 1206 \geq 4.7 μ F; 1210 \geq 47 μ F	6.3V; 4V
RATED VOL.	D.F. \leq	EXCEPTION OF D.F. \leq																																																		
\geq 50V	\leq 3%	0603 \geq 0.047 μ F; 0805 \geq 0.18 μ F; 1206 \geq 0.47 μ F																																																		
	\leq 5%	1210 \geq 4.7 μ F																																																		
35V	\leq 10%	0603 \geq 1 μ F; 0805 \geq 1 μ F; 1206 \geq 4.7 μ F; 1210 \geq 10 μ F																																																		
	\leq 3.5%	0805 \geq 2.2 μ F; 1210 \geq 10 μ F																																																		
25V	\leq 5%	0805 \geq 1 μ F; 1210 \geq 10 μ F																																																		
	\leq 3.5%	\leq 7% 0603 \geq 0.33 μ F; 1206 \geq 4.7 μ F																																																		
16V	\leq 10%	0402 \geq 0.10 μ F; 0603 \geq 0.47 μ F; 0805 \geq 2.2 μ F; 1206 \geq 6.8 μ F; 1210 \geq 22 μ F																																																		
	\leq 3.5%	\leq 5% 0402 \geq 0.033 μ F; 0603 \geq 0.15 μ F; 0805 \geq 0.68 μ F; 1206 \geq 2.2 μ F; 1210 \geq 4.7 μ F																																																		
10V	\leq 5%	0402 \geq 0.22 μ F; 0603 \geq 0.68 μ F; 0805 \geq 2.2 μ F; 1206 \geq 4.7 μ F; 1210 \geq 22 μ F																																																		
	\leq 10%	0402 \geq 0.33 μ F; 0603 \geq 0.33 μ F; 0805 \geq 2.2 μ F; 1206 \geq 2.2 μ F; 1210 \geq 22 μ F																																																		
6.3V	\leq 15%	0402 \geq 1 μ F																																																		
	\leq 10%	0402 \geq 1 μ F; 0603 \geq 10 μ F; 0805 \geq 4.7 μ F; 1206 \geq 47 μ F; 1210 \geq 100 μ F																																																		
4V	\leq 20%	0402 \geq 2.2 μ F																																																		
4V	\leq 15%	---																																																		
RATED VOLTAGE	INSULATION RESISTANCE																																																			
100V: X7R	10G Ω or RxC \geq 100 Ω -F whichever is smaller.																																																			
50V: 0603 \geq 1 μ F; 0805 \geq 1 μ F; 1206 \geq 4.7 μ F; 1210 \geq 4.7 μ F																																																				
35V: 0805 \geq 2.2 μ F; 1210 \geq 10 μ F																																																				
25V: 0402 \geq 1 μ F; 0603 \geq 2.2 μ F; 0805 \geq 2.2 μ F; 1206 \geq 10 μ F; 1210 \geq 10 μ F																																																				
16V: 0402 \geq 0.22 μ F; 0603 \geq 1 μ F; 0805 \geq 2.2 μ F; 1206 \geq 10 μ F; 1210 \geq 47 μ F																																																				
10V: 0402 \geq 0.47 μ F; 0603 \geq 0.47 μ F; 0805 \geq 2.2 μ F; 1206 \geq 4.7 μ F; 1210 \geq 47 μ F																																																				
6.3V; 4V																																																				
16.	Solderability J-STD-002 JESD22-B102E	<p>- Condition A Un-mounted chips 4hrs / 155°C Dry then completely immersed for 5\pm0.5 sec in solder bath at 245\pm5°C.</p> <p>- Condition B Un-mounted chips steam 8 hrs then completely immersed for 10\pm1 sec in solder bath at 220+5/-0°C</p> <p>- Condition C Un-mounted chips steam 8 hrs then completely immersed for 10\pm1 sec in solder bath at 260+0/-5°C.</p>	<p>- All terminations shall exhibit a continuous solder coating free from defects from a minimum of 95% of the critical surface area of any individual termination.</p>																																																	
17.	Electrical Characterization	<p>- Capacitance - Q/D.F. (Dissipation Factor)</p> <p>Cap\leq1000pF 1.0\pm0.2Vrms, 1MHz\pm10% Cap$>$1000pF 1.0\pm0.2Vrms, 1KHz\pm10%</p> <p>- Insulation Resistance To apply rated voltage for max. 120 sec. - Dielectric Strength To apply 250% of rated voltage, duration 1~5 sec, charge and discharge current less than 50mA. - Temperature Coefficient (with no electrical load) - Operation temperature: -55~125°C at 25°C</p>	<p>- Capacitance within the specified tolerance. - Q/D.F. value: NPO: Cap\geq30pF, Q\geq1000; Cap$<$30pF, Q\geq400+20C</p> <p>X7R:</p> <table border="1"> <thead> <tr> <th>RATED VOL.</th> <th>D.F. \leq</th> <th>EXCEPTION OF D.F. \leq</th> </tr> </thead> <tbody> <tr> <td rowspan="2">\geq50V</td> <td>\leq3%</td> <td>0603\geq0.047μF; 0805\geq0.18μF; 1206\geq0.47μF</td> </tr> <tr> <td>\leq5%</td> <td>1210\geq4.7μF</td> </tr> <tr> <td rowspan="2">35V</td> <td>\leq10%</td> <td>0603\geq1μF; 0805\geq1μF; 1206\geq4.7μF; 1210\geq10μF</td> </tr> <tr> <td>\leq3.5%</td> <td>0805\geq2.2μF; 1210\geq10μF</td> </tr> <tr> <td rowspan="2">25V</td> <td>\leq5%</td> <td>0805\geq1μF; 1210\geq10μF</td> </tr> <tr> <td>\leq3.5%</td> <td>\leq7% 0603\geq0.33μF; 1206\geq4.7μF</td> </tr> <tr> <td rowspan="2">16V</td> <td>\leq10%</td> <td>0402\geq0.10μF; 0603\geq0.47μF; 0805\geq2.2μF; 1206\geq6.8μF; 1210\geq22μF</td> </tr> <tr> <td>\leq3.5%</td> <td>\leq5% 0402\geq0.033μF; 0603\geq0.15μF; 0805\geq0.68μF; 1206\geq2.2μF; 1210\geq4.7μF</td> </tr> <tr> <td rowspan="2">10V</td> <td>\leq5%</td> <td>0402\geq0.22μF; 0603\geq0.68μF; 0805\geq2.2μF; 1206\geq4.7μF; 1210\geq22μF</td> </tr> <tr> <td>\leq10%</td> <td>0402\geq0.33μF; 0603\geq0.33μF; 0805\geq2.2μF; 1206\geq2.2μF; 1210\geq22μF</td> </tr> <tr> <td rowspan="2">6.3V</td> <td>\leq15%</td> <td>0402\geq1μF</td> </tr> <tr> <td>\leq10%</td> <td>0402\geq1μF; 0603\geq10μF; 0805\geq4.7μF; 1206\geq47μF; 1210\geq100μF</td> </tr> <tr> <td>4V</td> <td>\leq20%</td> <td>0402\geq2.2μF</td> </tr> <tr> <td>4V</td> <td>\leq15%</td> <td>---</td> </tr> </tbody> </table> <p>*I.R.: \geq10GΩ OR RxC\geq500Ω-F whichever is smaller.</p> <table border="1"> <thead> <tr> <th>RATED VOLTAGE</th> <th>INSULATION RESISTANCE</th> </tr> </thead> <tbody> <tr> <td>100V: X7R</td> <td rowspan="7">10GΩ or RxC\geq100 Ω-F whichever is smaller.</td> </tr> <tr> <td>50V: 0603\geq1μF; 0805\geq1μF; 1206\geq4.7μF; 1210\geq4.7μF</td> </tr> <tr> <td>35V: 0805\geq2.2μF; 1210\geq10μF</td> </tr> <tr> <td>25V: 0402\geq1μF; 0603\geq2.2μF; 0805\geq2.2μF; 1206\geq10μF; 1210\geq10μF</td> </tr> <tr> <td>16V: 0402\geq0.22μF; 0603\geq1μF; 0805\geq2.2μF; 1206\geq10μF; 1210\geq47μF</td> </tr> <tr> <td>10V: 0402\geq0.47μF; 0603\geq0.47μF; 0805\geq2.2μF; 1206\geq4.7μF; 1210\geq47μF</td> </tr> <tr> <td>6.3V; 4V</td> </tr> </tbody> </table> <p>- Dielectric strength - No evidence of damage or flash over during test. - Temperature Coefficient - Capacitance Change: NPO: Within \pm30ppm/°C X7R: Within \pm15%</p>	RATED VOL.	D.F. \leq	EXCEPTION OF D.F. \leq	\geq 50V	\leq 3%	0603 \geq 0.047 μ F; 0805 \geq 0.18 μ F; 1206 \geq 0.47 μ F	\leq 5%	1210 \geq 4.7 μ F	35V	\leq 10%	0603 \geq 1 μ F; 0805 \geq 1 μ F; 1206 \geq 4.7 μ F; 1210 \geq 10 μ F	\leq 3.5%	0805 \geq 2.2 μ F; 1210 \geq 10 μ F	25V	\leq 5%	0805 \geq 1 μ F; 1210 \geq 10 μ F	\leq 3.5%	\leq 7% 0603 \geq 0.33 μ F; 1206 \geq 4.7 μ F	16V	\leq 10%	0402 \geq 0.10 μ F; 0603 \geq 0.47 μ F; 0805 \geq 2.2 μ F; 1206 \geq 6.8 μ F; 1210 \geq 22 μ F	\leq 3.5%	\leq 5% 0402 \geq 0.033 μ F; 0603 \geq 0.15 μ F; 0805 \geq 0.68 μ F; 1206 \geq 2.2 μ F; 1210 \geq 4.7 μ F	10V	\leq 5%	0402 \geq 0.22 μ F; 0603 \geq 0.68 μ F; 0805 \geq 2.2 μ F; 1206 \geq 4.7 μ F; 1210 \geq 22 μ F	\leq 10%	0402 \geq 0.33 μ F; 0603 \geq 0.33 μ F; 0805 \geq 2.2 μ F; 1206 \geq 2.2 μ F; 1210 \geq 22 μ F	6.3V	\leq 15%	0402 \geq 1 μ F	\leq 10%	0402 \geq 1 μ F; 0603 \geq 10 μ F; 0805 \geq 4.7 μ F; 1206 \geq 47 μ F; 1210 \geq 100 μ F	4V	\leq 20%	0402 \geq 2.2 μ F	4V	\leq 15%	---	RATED VOLTAGE	INSULATION RESISTANCE	100V: X7R	10G Ω or RxC \geq 100 Ω -F whichever is smaller.	50V: 0603 \geq 1 μ F; 0805 \geq 1 μ F; 1206 \geq 4.7 μ F; 1210 \geq 4.7 μ F	35V: 0805 \geq 2.2 μ F; 1210 \geq 10 μ F	25V: 0402 \geq 1 μ F; 0603 \geq 2.2 μ F; 0805 \geq 2.2 μ F; 1206 \geq 10 μ F; 1210 \geq 10 μ F	16V: 0402 \geq 0.22 μ F; 0603 \geq 1 μ F; 0805 \geq 2.2 μ F; 1206 \geq 10 μ F; 1210 \geq 47 μ F	10V: 0402 \geq 0.47 μ F; 0603 \geq 0.47 μ F; 0805 \geq 2.2 μ F; 1206 \geq 4.7 μ F; 1210 \geq 47 μ F	6.3V; 4V
RATED VOL.	D.F. \leq	EXCEPTION OF D.F. \leq																																																		
\geq 50V	\leq 3%	0603 \geq 0.047 μ F; 0805 \geq 0.18 μ F; 1206 \geq 0.47 μ F																																																		
	\leq 5%	1210 \geq 4.7 μ F																																																		
35V	\leq 10%	0603 \geq 1 μ F; 0805 \geq 1 μ F; 1206 \geq 4.7 μ F; 1210 \geq 10 μ F																																																		
	\leq 3.5%	0805 \geq 2.2 μ F; 1210 \geq 10 μ F																																																		
25V	\leq 5%	0805 \geq 1 μ F; 1210 \geq 10 μ F																																																		
	\leq 3.5%	\leq 7% 0603 \geq 0.33 μ F; 1206 \geq 4.7 μ F																																																		
16V	\leq 10%	0402 \geq 0.10 μ F; 0603 \geq 0.47 μ F; 0805 \geq 2.2 μ F; 1206 \geq 6.8 μ F; 1210 \geq 22 μ F																																																		
	\leq 3.5%	\leq 5% 0402 \geq 0.033 μ F; 0603 \geq 0.15 μ F; 0805 \geq 0.68 μ F; 1206 \geq 2.2 μ F; 1210 \geq 4.7 μ F																																																		
10V	\leq 5%	0402 \geq 0.22 μ F; 0603 \geq 0.68 μ F; 0805 \geq 2.2 μ F; 1206 \geq 4.7 μ F; 1210 \geq 22 μ F																																																		
	\leq 10%	0402 \geq 0.33 μ F; 0603 \geq 0.33 μ F; 0805 \geq 2.2 μ F; 1206 \geq 2.2 μ F; 1210 \geq 22 μ F																																																		
6.3V	\leq 15%	0402 \geq 1 μ F																																																		
	\leq 10%	0402 \geq 1 μ F; 0603 \geq 10 μ F; 0805 \geq 4.7 μ F; 1206 \geq 47 μ F; 1210 \geq 100 μ F																																																		
4V	\leq 20%	0402 \geq 2.2 μ F																																																		
4V	\leq 15%	---																																																		
RATED VOLTAGE	INSULATION RESISTANCE																																																			
100V: X7R	10G Ω or RxC \geq 100 Ω -F whichever is smaller.																																																			
50V: 0603 \geq 1 μ F; 0805 \geq 1 μ F; 1206 \geq 4.7 μ F; 1210 \geq 4.7 μ F																																																				
35V: 0805 \geq 2.2 μ F; 1210 \geq 10 μ F																																																				
25V: 0402 \geq 1 μ F; 0603 \geq 2.2 μ F; 0805 \geq 2.2 μ F; 1206 \geq 10 μ F; 1210 \geq 10 μ F																																																				
16V: 0402 \geq 0.22 μ F; 0603 \geq 1 μ F; 0805 \geq 2.2 μ F; 1206 \geq 10 μ F; 1210 \geq 47 μ F																																																				
10V: 0402 \geq 0.47 μ F; 0603 \geq 0.47 μ F; 0805 \geq 2.2 μ F; 1206 \geq 4.7 μ F; 1210 \geq 47 μ F																																																				
6.3V; 4V																																																				

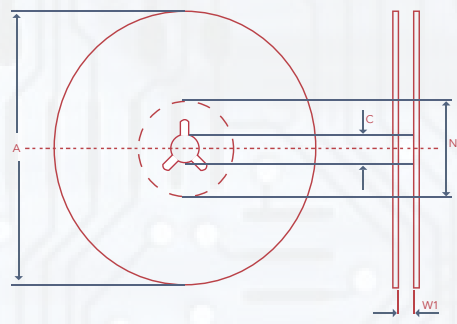


NO.	AEC-Q200 TEST ITEM	AEC-Q200 TEST CONDITION	REQUIREMENTS																																							
18.	Board Flex AEC-Q200-005	- The middle part of substrate shall be pressurized by means of pressurizing rod at a rate of about 1mm per second until the deflection becomes 3mm (2mm for X7R) and then the pressure shall be maintained for 5±1 sec. - Measurement to be made after keeping at room temp. for 24±2 hrs.	- No remarkable damage. - Cap change: NPO: within ±5% or 0.5pF whichever is larger X7R: within ±12.5% (This capacitance change means the change of capacitance under specified flexure of substrate from the capacitance measured before the test.)																																							
19.	Terminal Strength AEC-Q200-006	- Pressurizing force: 2N (0402), 10N (0603), 18N (0805) - Test time: 60±1 sec.	- No remarkable damage or removal of the terminations - Capacitance within the specified tolerance. - Q/D.F. value: NPO: Cap≥30pF, Q≥1000; Cap<30pF, Q≥400+20C X7R: <table border="1"> <thead> <tr> <th>RATED VOL.</th> <th>D.F. ≤</th> <th>EXCEPTION OF D.F. ≤</th> </tr> </thead> <tbody> <tr> <td rowspan="3">≥50V</td> <td>≤2.5%</td> <td>≤3% 0603≥0.047μF; 0805≥0.18μF; 1206≥0.47μF</td> </tr> <tr> <td>≤5%</td> <td>1210≥4.7μF</td> </tr> <tr> <td>≤10%</td> <td>0603≥1μF; 0805≥1μF; 1206≥4.7μF; 1210≥10μF</td> </tr> <tr> <td rowspan="3">35V</td> <td>≤3.5%</td> <td>≤10% 0805≥2.2μF; 1210≥10μF</td> </tr> <tr> <td>≤5%</td> <td>0805≥1μF; 1210≥10μF</td> </tr> <tr> <td>≤7%</td> <td>0603≥0.33μF; 1206≥4.7μF</td> </tr> <tr> <td rowspan="3">25V</td> <td>≤3.5%</td> <td>≤10% 0402≥0.10μF; 0603≥0.47μF; 0805≥2.2μF; 1206≥6.8μF; 1210≥22μF</td> </tr> <tr> <td>≤5%</td> <td>0402≥0.033μF; 0603≥0.15μF; 0805≥0.68μF; 1206≥2.2μF; 1210≥4.7μF</td> </tr> <tr> <td>≤10%</td> <td>0402≥0.22μF; 0603≥0.68μF; 0805≥2.2μF; 1206≥4.7μF; 1210≥22μF</td> </tr> <tr> <td rowspan="3">16V</td> <td>≤3.5%</td> <td>≤10% 0402≥0.33μF; 0603≥0.33μF; 0805≥2.2μF; 1206≥2.2μF; 1210≥22μF</td> </tr> <tr> <td>≤5%</td> <td>0402≥0.33μF; 0603≥0.33μF; 0805≥2.2μF; 1206≥2.2μF; 1210≥22μF</td> </tr> <tr> <td>≤15%</td> <td>0402≥1μF</td> </tr> <tr> <td rowspan="2">6.3V</td> <td>≤10%</td> <td>≤15% 0402≥1μF; 0603≥10μF; 0805≥4.7μF; 1206≥47μF; 1210≥100μF</td> </tr> <tr> <td>≤20%</td> <td>0402≥2.2μF</td> </tr> <tr> <td>4V</td> <td>≤15%</td> <td>---</td> </tr> </tbody> </table>	RATED VOL.	D.F. ≤	EXCEPTION OF D.F. ≤	≥50V	≤2.5%	≤3% 0603≥0.047μF; 0805≥0.18μF; 1206≥0.47μF	≤5%	1210≥4.7μF	≤10%	0603≥1μF; 0805≥1μF; 1206≥4.7μF; 1210≥10μF	35V	≤3.5%	≤10% 0805≥2.2μF; 1210≥10μF	≤5%	0805≥1μF; 1210≥10μF	≤7%	0603≥0.33μF; 1206≥4.7μF	25V	≤3.5%	≤10% 0402≥0.10μF; 0603≥0.47μF; 0805≥2.2μF; 1206≥6.8μF; 1210≥22μF	≤5%	0402≥0.033μF; 0603≥0.15μF; 0805≥0.68μF; 1206≥2.2μF; 1210≥4.7μF	≤10%	0402≥0.22μF; 0603≥0.68μF; 0805≥2.2μF; 1206≥4.7μF; 1210≥22μF	16V	≤3.5%	≤10% 0402≥0.33μF; 0603≥0.33μF; 0805≥2.2μF; 1206≥2.2μF; 1210≥22μF	≤5%	0402≥0.33μF; 0603≥0.33μF; 0805≥2.2μF; 1206≥2.2μF; 1210≥22μF	≤15%	0402≥1μF	6.3V	≤10%	≤15% 0402≥1μF; 0603≥10μF; 0805≥4.7μF; 1206≥47μF; 1210≥100μF	≤20%	0402≥2.2μF	4V	≤15%	---
RATED VOL.	D.F. ≤	EXCEPTION OF D.F. ≤																																								
≥50V	≤2.5%	≤3% 0603≥0.047μF; 0805≥0.18μF; 1206≥0.47μF																																								
	≤5%	1210≥4.7μF																																								
	≤10%	0603≥1μF; 0805≥1μF; 1206≥4.7μF; 1210≥10μF																																								
35V	≤3.5%	≤10% 0805≥2.2μF; 1210≥10μF																																								
	≤5%	0805≥1μF; 1210≥10μF																																								
	≤7%	0603≥0.33μF; 1206≥4.7μF																																								
25V	≤3.5%	≤10% 0402≥0.10μF; 0603≥0.47μF; 0805≥2.2μF; 1206≥6.8μF; 1210≥22μF																																								
	≤5%	0402≥0.033μF; 0603≥0.15μF; 0805≥0.68μF; 1206≥2.2μF; 1210≥4.7μF																																								
	≤10%	0402≥0.22μF; 0603≥0.68μF; 0805≥2.2μF; 1206≥4.7μF; 1210≥22μF																																								
16V	≤3.5%	≤10% 0402≥0.33μF; 0603≥0.33μF; 0805≥2.2μF; 1206≥2.2μF; 1210≥22μF																																								
	≤5%	0402≥0.33μF; 0603≥0.33μF; 0805≥2.2μF; 1206≥2.2μF; 1210≥22μF																																								
	≤15%	0402≥1μF																																								
6.3V	≤10%	≤15% 0402≥1μF; 0603≥10μF; 0805≥4.7μF; 1206≥47μF; 1210≥100μF																																								
	≤20%	0402≥2.2μF																																								
4V	≤15%	---																																								
20.	Beam Load Test AEC-Q200-003	- Break strength test - Beam speed: 2.5±0.25 mm/sec	The chip endure following force - Chip length ≤2.5mm: Thickness >0.5mm (20N), ≤0.5mm (8N) - Chip length ≥3.2mm: Thickness ≥1.25mm (54.5N), <1.25mm (15N)																																							

TAPE & REEL DIMENSIONS



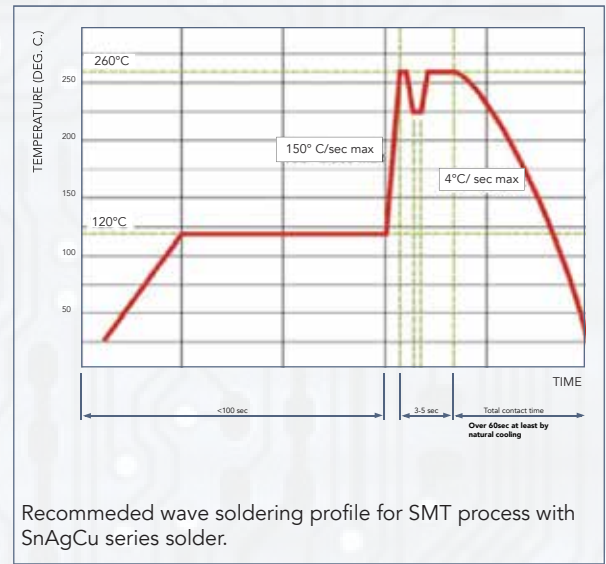
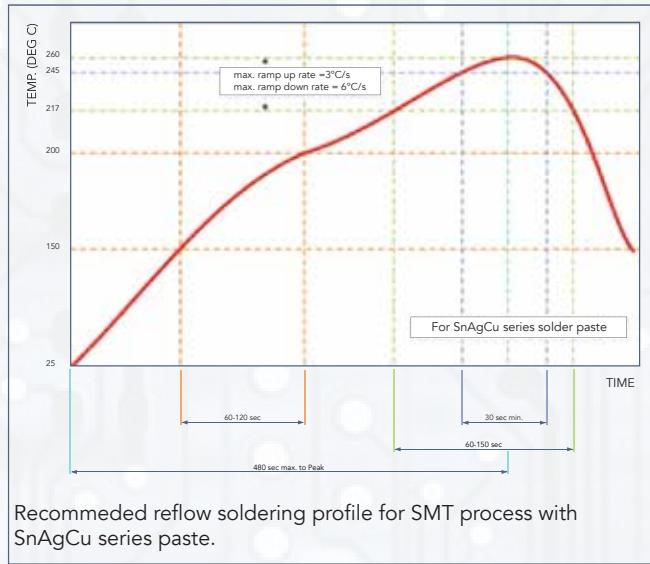
SIZE	0402	0603	0805			1206		
THICKNESS	N	S, B	A	X	M, C, I	X	M, J, C	E
A ₀	0.62±0.05	1.02±0.05	1.05±0.10	1.05±0.10	<1.57	2.00±0.10	<1.85	<1.95
B ₀	1.20±0.05	0.95±0.05	2.30±0.10	2.30±0.10	<2.40	3.50±0.10	<3.46	<3.67
T	0.60±0.05	0.95±0.05	0.75±0.05	0.95±0.05	0.23±0.05	0.95±0.05	0.23±0.05	0.23±0.05
K ₀	-	-	-	-	<2.50	-	<2.50	<2.50
W	8.00±0.10	8.00±0.10	8.00±0.10	8.00±0.10	8.00±0.10	8.00±0.10	8.00±0.10	8.00±0.10
P ₀	4.00±0.10	4.00±0.10	4.00±0.10	4.00±0.10	4.00±0.10	4.00±0.10	4.00±0.10	4.00±0.10
10 X P ₀	40.00±0.10	40.00±0.10	40.00±0.10	40.00±0.10	40.00±0.10	40.00±0.10	40.00±0.10	40.00±0.10
P ₁	2.00±0.05	4.00±0.10	4.00±0.10	4.00±0.10	4.00±0.10	4.00±0.10	4.00±0.10	4.00±0.10
P ₂	2.00±0.05	2.00±0.05	2.00±0.05	2.00±0.05	2.00±0.05	2.00±0.05	2.00±0.05	2.00±0.05
D ₀	1.55±0.05	1.55±0.05	1.55±0.05	1.55±0.05	1.55±0.05	1.55±0.05	1.50±0.05	1.50±0.05
D ₁	-	-	-	-	1.00±0.10	-	1.00±0.10	1.00±0.10
E	1.75±0.05	1.75±0.05	1.75±0.05	1.75±0.05	1.75±0.10	1.75±0.10	1.75±0.10	1.75±0.10
F	3.50±0.05	3.50±0.05	3.50±0.05	3.50±0.05	3.50±0.05	3.50±0.05	3.50±0.05	3.50±0.05



SIZE	0402, 0603, 0805, 1206	
REEL SIZE	7"	10"
C	13.0+0.5/-0.2	13.0+0.5/-0.2
W ₁	8.4+1.5/-0	8.4+1.5/-0
A	178.0±0.10	330.0±1.0
N	60.0+1.0/-0	100+1.0

RECOMMENDED SOLDERING CONDITIONS

The lead-free termination MLCCs are not only to be used on SMT against lead-free solder paste, but also suitable against lead-containing solder paste. If the optimized solder joint is requested, increasing soldering time, temperature and concentration of N2 within oven are recommended.



WARRANTY: All passive components supplied by CalChip Electronics, 59 Steamwhistle Drive, Ivyland, PA 18974, are under warranty for a period of 2 years from the date of manufacture. Product will meet or exceed all reliability and test specifications expressed by CalChip for the above mentioned time period provided storage conditions (stated below) are met.

PRODUCT STORAGE INSTRUCTIONS:

- 1) Product must be kept away from direct sunlight.
- 2) Product must be stored in the following conditions
 Temperature; 5 to 35°C / 30 to 90°F
 Humidity; 45 to 85%
- 3) Product to be kept free of moisture, dirt and debris.

*****WHEN THESE CONDITIONS ARE NOT MET, PRODUCT LIFE COULD BE SHORTENED*****

NOTICE: Specifications are subject to change without notice. Contact your nearest CalChip Sales Office for the latest specifications. All statements, information and data given herein are believed to be accurate and reliable, but are presented without guarantee, warranty, or responsibility of any kind, expressed or implied. Statements or suggestions concerning possible use of our products are made without representation or warranty that any such use is free of patent infringement and are not recommendations to infringe any patent. The user should not assume that all safety measures are indicated or that other measures may not be required. Specifications are typical and may not apply to all applications.

