

SMD ALUMINUM ELECTROLYTIC CAPACITORS

- TAPING SPECIFICATIONS -

CARRIER TAPE

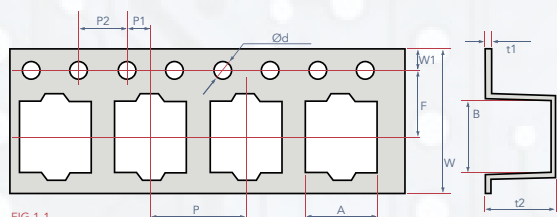


FIG 1-1

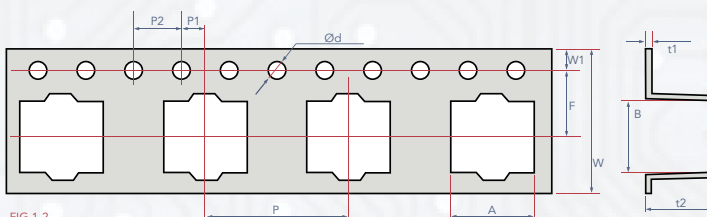
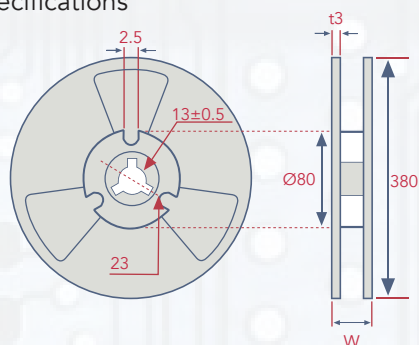


FIG 1-2

ØDxL	A	B	Ød	F	P	P1	P2	t1	t2	W	W1	FIG NO.
4x5.3	5.0	5.0	1.5	5.5	8	2.0	4.0	0.4	5.8	12.0	1.75	1-1
4x5.7	5.0	5.0	1.5	5.5	8	2.0	4.0	0.4	6.2	12.0	1.75	1-1
5x5.3	6.0	6.0	1.5	5.5	12	2.0	4.0	0.4	5.8	12.0	1.75	1-1
5x5.7	6.0	6.0	1.5	5.5	12	2.0	4.0	0.4	6.2	12.0	1.75	1-1
6.3x5.3	7.0	7.0	1.5	7.5	12	2.0	4.0	0.4	5.8	16.0	1.75	1-2
6.3x5.7	7.0	7.0	1.5	7.5	12	2.0	4.0	0.4	6.2	16.0	1.75	1-2
6.3x7.7	7.0	7.0	1.5	7.5	12	2.0	4.0	0.4	8.3	16.0	1.75	1-2
8x6.5	8.7	8.7	1.5	7.5	12	2.0	4.0	0.4	6.8	16.0	1.75	1-2
8x10	8.7	8.7	1.5	11.5	16	2.0	4.0	0.4	11	24.0	1.75	1-2
10x10	10.7	10.7	1.5	11.5	16	2.0	4.0	0.4	11	24.0	1.75	1-2
Tol.	±0.2	±0.2	+0.1/-0	±0.1	±0.1	±0.1	±0.1	±0.1	±0.2	±0.3	±0.15	

PACKAGING

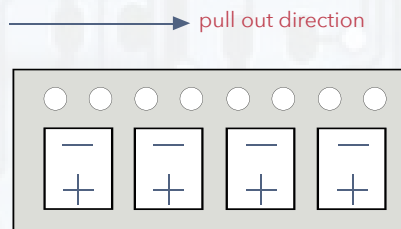
- Reel Specifications



Ø DxL	4~5x5.3~5.7	6.3x5.3~7.7	8x6.5	8~10x10
W	14	18	18	26

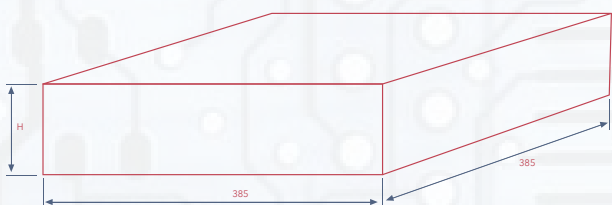
Unit:mm

- Polarity



PACKAGING SPECIFICATION

- Packing box dimensions



Ø DxL	4~5x5.3~5.7	6.3x5.3~7.7	8x6.5~10	10x10
H	105	125	125	180

Unit:mm

- Packing Number

Ø DxL	NUMBER/REEL	NUMBER /BOX
4Ø	2,000	10,000
5~6.3Ø	1,000	5,000
8x6.5	1,000	5,000
8x10	500	2,000
10x10	500	2,000